

**Note About Digital Catalog**  
Highlighted Text In This Digital Catalog  
Is Linked To Other Parts Of The  
Catalog Or The Price List

## WHEELCHAIR SEATING & POSITIONING

## PRODUCT CATALOG C121

P.O. Box 75 • 399 North Burr Oak • Oregon, WI 53575 • Telephone: (888) 399-3232 • FAX: (608) 835-9180

Website: [www.Metalcraft-Industries.com](http://www.Metalcraft-Industries.com) • Email: [Customer-Service@Metalcraft-Industries.com](mailto:Customer-Service@Metalcraft-Industries.com)

# Client Evaluation Form

Client Name \_\_\_\_\_

D.O.B. \_\_\_\_ / \_\_\_\_ / \_\_\_\_ Height \_\_\_\_ Weight \_\_\_\_

Comments \_\_\_\_\_

## Recommended Equipment

Wheelchair \_\_\_\_\_

### SEATING

- ☐ AS4000 (Basic Modular Seat)
- ☐ AS5000 (Contoured Modular Seat)
- ☐ MB4000 (Contoured Modular Back)
- ☐ FP5500 (Foam-In-Place Seating System)
- ☐ PF6100 (Custom Plywood & Foam Seat)
- ☐ PF6200 (Custom Plywood & Foam Back)
- ☐ CB2000 (Contoured Back)
- ☐ PR1600 or PR1800 (Pressure Relief Cushion)
- ☐ SS1000 or SS1100 Lite (Solid Seat)

### HEADREST

- ☐ Contoured Headrest
- ☐ P.L.O.S.H. (Posterior Lateral Occipital Support Headrest)
- ☐ P.L.S.H. (Posterior Lateral Support Headrest)
- ☐ H.A.W.C. (Head-Support Adjustable Wing Collar)
- ☐ Occipital Ring
- ☐ Swingaway Mounting
- ☐ Multi-Axis Hardware

### ANTERIOR TRUNK SUPPORT

- ☐ Rigid (Occipital Ring)
- ☐ Swingaway Mounting
- ☐ Multi-Axis Hardware
- ☐ Vest
- ☐ Vest w/Padded Shoulder Straps
- ☐ Backpack Straps

### LATERAL THORACIC SUPPORT

- ☐ Slideaway Mounting
- ☐ Swingaway Mounting

### PELVIS

- ☐ Subasis Bar
- ☐ Seat Belt

### HIP/LATERAL THIGH

- ☐ Oval Hip Pads
- ☐ Straight Hip Pads
- ☐ Adductor Pads

### ABDUCTOR/MEDIAL THIGH

- ☐ Wedge Pad
- ☐ Contoured Pads
- ☐ Swingaway Mounting
- ☐ Adjustable Width

## NOTES

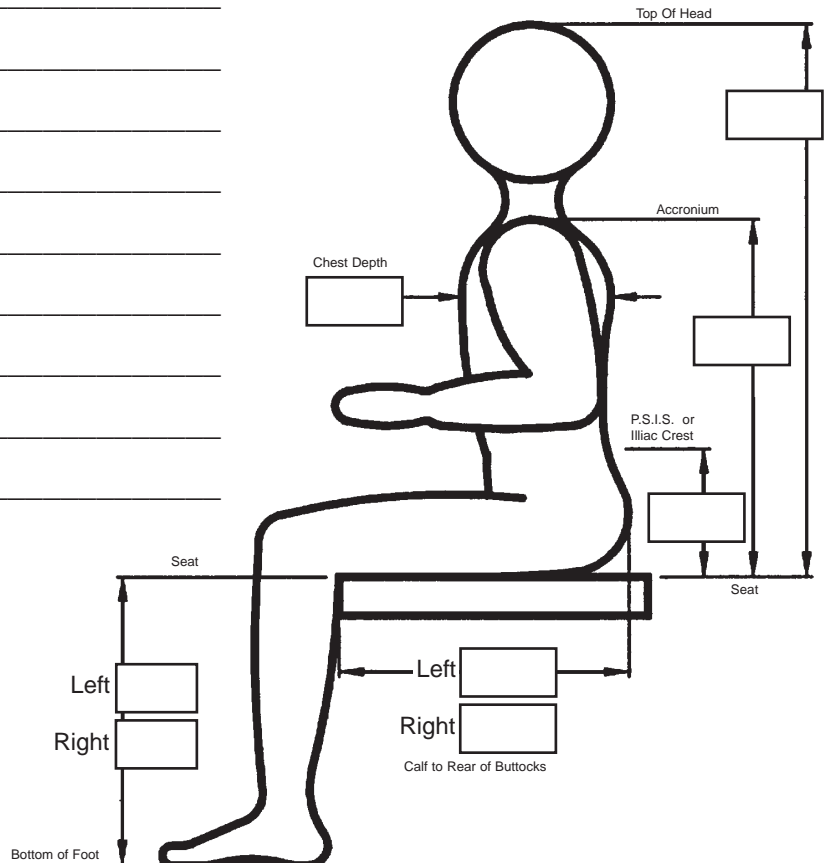
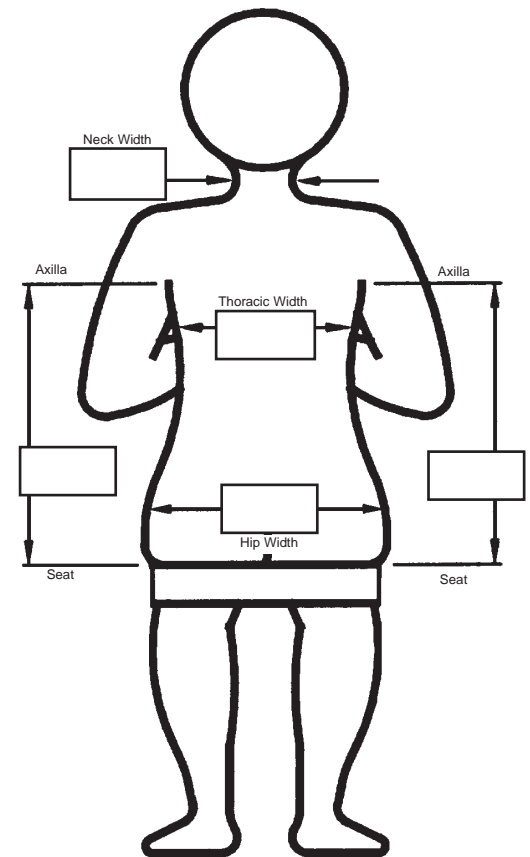
\_\_\_\_\_

\_\_\_\_\_

\_\_\_\_\_

\_\_\_\_\_

\_\_\_\_\_



## **Modular Seating**

AS4000 Basic Modular Seat

AS5000 Contoured Modular Seat

MB4000 Modular Back

Modular Seating Order Form

1

## **FP5500 Foam-In-Place Seating**

Foam-In-Place Seating Systems

Seating System Setup/Order Form

2

## **Plywood & Foam Seating**

General Information

Available Modifications

Setup/Order Form

3

## **Component Seating**

PR1600 & PR1800 Pressure Relief Cushions

DC2200 Deep Contoured Back

CB2000 Contoured Back

SS1100 Solid Seat

4

## **Head Positioning**

Contoured Headrests

Posterior Lateral Occipital Support Headrests (P.L.O.S.H.)

Posterior Lateral Support Headrest (P.L.S.H.)

Head-Support Adjustable Wing Collar (H.A.W.C.)

Occipital Rings, Angle Bars, & Straight Bars

Custom Brackets

5

## **Anterior Trunk Positioning**

Rigid Anterior Trunk Supports

Flexible Anterior Trunk Supports

Custom Brackets

6

## **Lateral Thoracic Positioning**

Swingaway & Slideaway Trunk Pads

Extra Soft Trunk Pads

Custom Brackets

7

## **Pelvic Positioning**

Subasis Bars

Lap Belts

Custom Subasis Bars & Brackets

8

## **Hip/Lateral Thigh Positioning**

Oval & Straight Hip Pads

Adductor Pads

Custom Pads

9

## **Abduction Positioning**

Swingaway & Slideaway Abduction Contoured Pads

Swingaway & Slideaway Abduction Wedge Pads

Custom Pads & Brackets

10

## **Miscellaneous**

Seat/Back Mounting Hardware Fabrication Products

Tray Mounting Hardware

Bracket & Fastener Kits

Fasteners

Replacement Cushions & Covers

11

# METALCRAFT INDUSTRIES, INC.




## Modular Seating

|                                     |                                      |
|-------------------------------------|--------------------------------------|
| AS4000 & AS5000 Modular Seats ..... | 1-1                                  |
| MB4000 Modular Back .....           | 1-2                                  |
| Modular Order Form (5 Pages) .....  | 1-3                                  |
| Replacement Covers .....            | See Miscellaneous Section Page 11-10 |

## AS4000 MODULAR SEAT

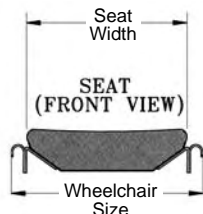
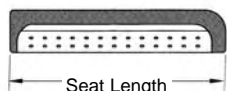
### BASIC MODULAR SEAT CUSHION



#### Density Contoured


- Multiple layering of foams provide density contouring.
- Additional support added under thighs also provides an anti-thrust effect.
- Drop-in seat design.
- High quality open cell & closed cell foams.
- Available in a variety of colors in both vinyl and neoprene backed fabrics.

| WHEELCHAIR<br>SIZE | SEAT<br>WIDTH |
|--------------------|---------------|
| 12"                | 10¼"          |
| 14"                | 12¼"          |
| 16"                | 14¼"          |
| 18"                | 16¼"          |



## AS5000 MODULAR SEAT

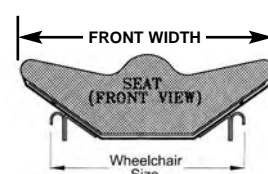
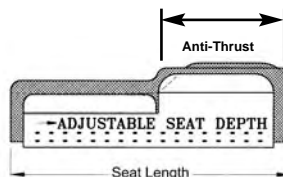
### CONTOURED MODULAR SEAT CUSHION



#### Shape & Density Contoured

- Shape contoured anti-thrust ledge to maintain client positioning.
- Shape and density contouring to provide excellent weight distribution & lateral support.
- Viscoelastic foams for better contouring to the client.
- Combination of drop-in and full width seat design.
- Available in a variety of colors in both vinyl and neoprene backed fabrics.


| WHEELCHAIR<br>SIZE | SEAT WIDTH<br>REAR | SEAT WIDTH<br>FRONT | ANTI<br>THRUST |
|--------------------|--------------------|---------------------|----------------|
| 12"                | 10¼"               | 13"                 | 6"             |
| 14"                | 12¼"               | 15"                 | 7"             |
| 16"                | 14¼"               | 17"                 | 8½"            |
| 18"                | 16¼"               | 19"                 | 8½"            |



The AS4000 & AS5000 seats are durable, lightweight seats engineered to accommodate your custom seating requirements. The seats are available for 12", 14", 16" or 18" wheelchairs. A complete line of positioning components can be added to the AS4000 & AS5000 seats so that the seat will meet the needs of a wide variety of individuals.

***THE MOST VERSATILE BACK AVAILABLE!***

Change the back height, *without affecting anything else*, by using the overlapping panels and provided extensions to raise or lower the back height.




**NOW AVAILABLE  
AS FULL-WIDTH or  
DROP-IN BACK**


**OVERLAPPING BACK PANELS**

Upper panel moves independently of the lower panel. It can be raised or lowered creating a new back height!

Shown mounted to an AS5000 Contoured Modular Seat Cushion. Can be mounted separately with any seat cushion.

Complete line of positioning devices to mount to these seats and backs.


**Adjustable  
Seat Depth**

Comes with adjustable mounting hardware and extra cushion inserts for future adjustments

**MB4000 Contoured Back**

The back has medial lateral contouring to better match the contour of the torso with built-in scapular relief at the top corners of the back. The back is available in either a biangular shape or straight. The biangular shape supports the pelvis in a more upright posture. Both are adjustable in overall height. The height of the biangular section can be adjusted independently of the total back height. All back sections are available in a variety of colors with neoprene backed fabric covers.

The Metalcraft Modular Back is a durable lightweight back engineered to accommodate your custom requirements. The back is fabricated from high-strength aluminum with firm open cell foam cushions. The back is available in drop-in and full-width for 12", 14", 16" or 18" wheelchairs. The back height can be adjusted using simple hand tools without purchasing any replacement parts. This allows the system to be adjusted for growth or changing physical needs. A complete line of positioning components can be added to the MB4000 so that the back will meet the needs of a wide variety of individuals.

METALCRAFT INDUSTRIES, INC. • (888) 399-3232 • fax: (608) 835-9180 • email: Customer-Service@Metalcraft-Industries.com

# MODULAR SEAT ORDER FORM

1

## Step 1 : Basic Information

Choose Seat Type & Size Then Fill Out Setup Information.  
(Must Complete Arrowed Items)

### AS4000 Basic Modular Seat

- ☐ 4100-12 12" AS4000 BASIC MODULAR SEAT
- ☐ 4100-14 14" AS4000 BASIC MODULAR SEAT
- ☐ 4100-16 16" AS4000 BASIC MODULAR SEAT
- ☐ 4100-18 18" AS4000 BASIC MODULAR SEAT

### AS5000 Contoured Modular Seat

- ☐ 5100-12 12" AS5000 CONTOURED MODULAR SEAT
- ☐ 5100-14 14" AS5000 CONTOURED MODULAR SEAT
- ☐ 5100-16 16" AS5000 CONTOURED MODULAR SEAT
- ☐ 5100-18 18" AS5000 CONTOURED MODULAR SEAT

Clamp Size \_\_\_\_\_"

Choose One ☐ Mount As System ☐ Mount As Seat Only

Seat Drop \_\_\_\_\_" or Seat Lift \_\_\_\_\_"

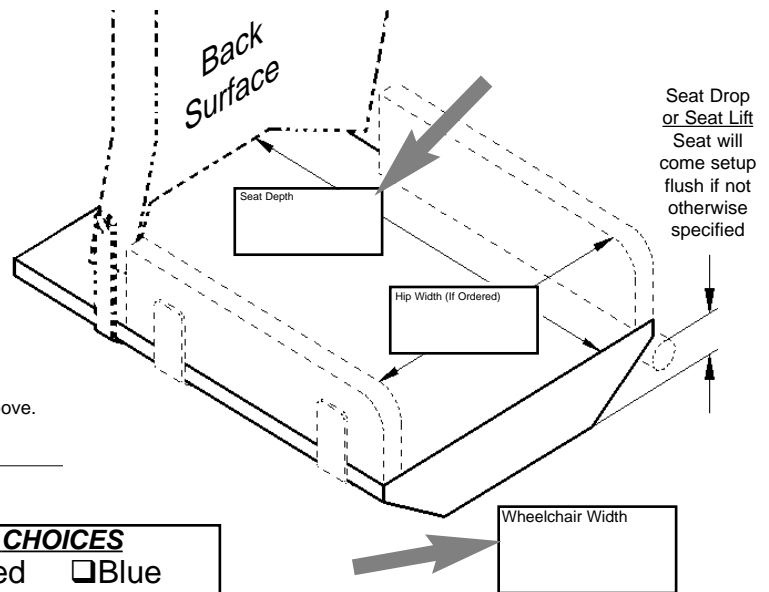
NOTE: Seat will come setup flush if Seat Drop or Seat Lift is not specified above.

#### NEOPRENE FABRIC CHOICES

- ☐ Black ☐ Red ☐ Blue
- ☐ Pink ☐ Silver ☐ Maroon

#### VINYL FABRIC CHOICES

- ☐ Black ☐ Red ☐ Blue
- ☐ Pink ☐ Silver ☐ Maroon

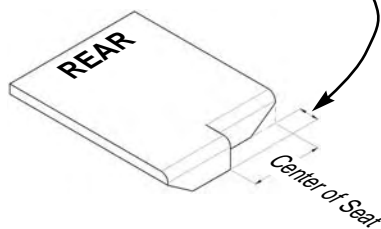


## Step 2 : Seat Modification Options

☐ Leg Length Discrepancy Modification.....X23000-02-00-U

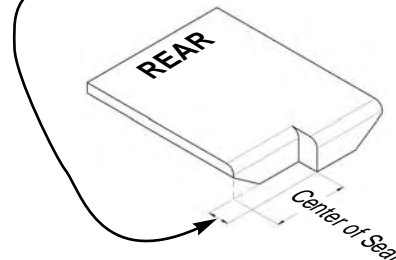
### Left Leg Discrepancy Modification

Off Left ☐ 1" ☐ 2" ☐ 3"



### Right Leg Discrepancy Modification

Off Right ☐ 1" ☐ 2" ☐ 3"



This Modification Is Only For AS5000 Seats

This Modification Is Only For Complete AS5000 Modular Seating Systems

☐ Non-Standard Anti-Thrust Length. \_\_\_\_\_".....X23000-04-00-U

|                              |     |     |     |     |
|------------------------------|-----|-----|-----|-----|
| Seat Sizes                   | 12" | 14" | 16" | 18" |
| Standard Anti-Thrust Lengths | 6"  | 7½" | 8½" | 8½" |

☐ Transit Option....Add a "T" to System Part #

# MODULAR BACK ORDER FORM

1

## Step 1 : Basic Information

Choose Back Size Then Fill Out Setup Information.  
(Must Complete Arrowed Items)

- ☐ 4200-12 12" MB4000 MODULAR BACK
- ☐ 4200-14 14" MB4000 MODULAR BACK
- ☐ 4200-16 16" MB4000 MODULAR BACK
- ☐ 4200-18 18" MB4000 MODULAR BACK

Clamp Size \_\_\_\_\_" (Uprights/Push Canes)

Choose One ☐ Mount As System  
☐ Mount As Back Only

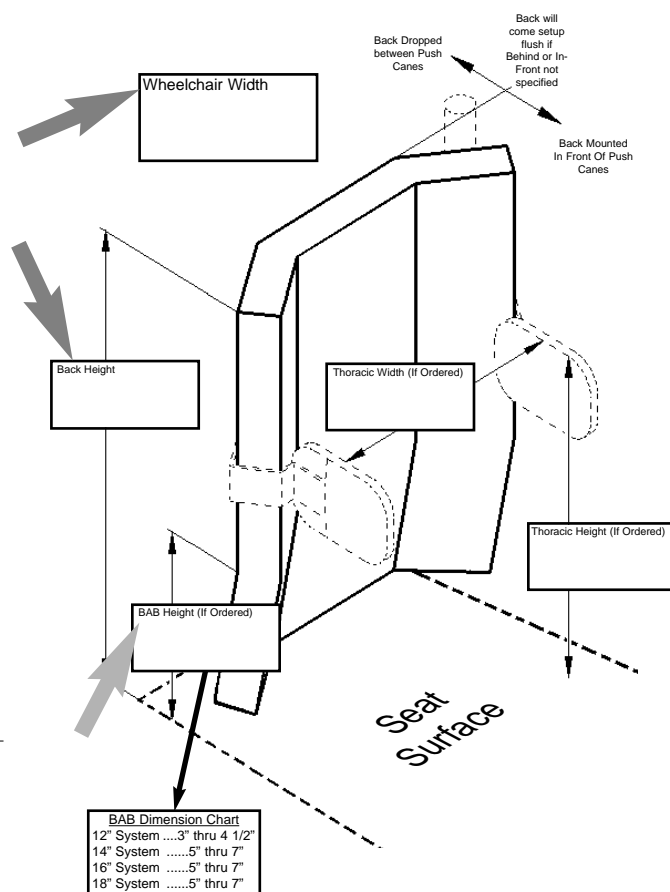
Choose One ☐ Straight Back  
☐ Bi-Angular Back

Choose One And Fill Out Dimension(s)  
☐ Full Width In-Front \_\_\_\_\_"  
☐ Drop-In Behind \_\_\_\_\_" In-Front \_\_\_\_\_"

NOTE: Back will come setup flush if Behind or In-Front not specified above.

### NEOPRENE FABRIC CHOICES

- ☐ Black ☐ Red ☐ Blue
- ☐ Pink ☐ Silver ☐ Maroon



## Step 2 : Back Modification Options

☐ Custom Monogramming.....X21501-03-XX-U..... 10 Days

Thread Color (Circle Choice) Silver Gold Black Red Blue Pink

Print Style (Circle Choice) **Block** *Script*

Cap's Choice (Circle Choice) **ALL CAPS** **Only First Letter**

Name to be monogrammed (Please write clearly)

|  |  |  |  |  |  |  |  |  |  |  |  |  |  |  |  |  |  |  |  |
|--|--|--|--|--|--|--|--|--|--|--|--|--|--|--|--|--|--|--|--|
|  |  |  |  |  |  |  |  |  |  |  |  |  |  |  |  |  |  |  |  |
|--|--|--|--|--|--|--|--|--|--|--|--|--|--|--|--|--|--|--|--|

Please Use Black or Blue Ink (Red Ink Not Visible In Fax)




## Head Positioning

### Contoured Headrest Kits (CHR)

- ❑ 5340 Small Contoured Headrest **CHR** w/Mtg Hdw (5"X9½")
- ❑ 5341 Large Contoured Headrest **CHR** w/Mtg Hdw (5½"X11½")
- ❑ 5342 X-Large Contoured Headrest **CHR** w/Mtg Hdw (5½"X14")

### Posterior Lateral Support Headrest Kits (PLSH)

- ❑ 5480-20 14" **PLSH** w/Mtg Hdw
- ❑ 5480-30 16" **PLSH** w/Mtg Hdw
- ❑ 5480-40 18" **PLSH** w/Mtg Hdw



### Posterior Lateral Occipital Support Headrest Kits (PLOSH)

- ❑ 5371 14" **PLOSH** w/Mtg Hdw
- ❑ 5372 16" **PLOSH** w/Mtg Hdw
- ❑ 5373 18" **PLOSH** w/Mtg Hdw

### Occipital Rings/Rigid Anterior Trunk Support Kits (OCR)

- ❑ 5350 Small Child Occipital Ring **OCR** w/Mtg Hdw
- ❑ 5351 Large Child Occipital Ring **OCR** w/Mtg Hdw
- ❑ 5352 Small Adult Occipital Ring **OCR** w/Mtg Hdw
- ❑ 5353 Large Adult Occipital Ring **OCR** w/Mtg Hdw
- ❑ 5380 Add-On Kit, Small Child Occipital Ring **OCR** w/Mtg Hdw
- ❑ 5381 Add-On Kit, Large Child Occipital Ring **OCR** w/Mtg Hdw
- ❑ 5382 Add-On Kit, Small Adult Occipital Ring **OCR** w/Mtg Hdw
- ❑ 5383 Add-On Kit, Large Adult Occipital Ring **OCR** w/Mtg Hdw


### Head-Support Adjustable Wing Collar Kits (HAWC)

- ❑ 5461 Small **HAWC** w/Mtg Hdw
- ❑ 5462 Medium **HAWC** w/Mtg Hdw
- ❑ 5463 Large **HAWC** w/Mtg Hdw
- ❑ 5464 X-Large **HAWC** w/Mtg Hdw
- ❑ 5465 XX-Large **HAWC** w/Mtg Hdw
- ❑ 5471 Add-On Kit, Small **HAWC** w/Mtg Hdw
- ❑ 5472 Add-On Kit, Medium **HAWC** w/Mtg Hdw
- ❑ 5473 Add-On Kit, Large **HAWC** w/Mtg Hdw
- ❑ 5474 Add-On Kit, X-Large **HAWC** w/Mtg Hdw
- ❑ 5475 Add-On Kit, XX-Large **HAWC** w/Mtg Hdw

- ❑ 1638-10 Small Chin Roll
- ❑ 1638-20 Large Chin Roll (See Catalog Page 5-4 For Chin Roll Information)

### Options (SUBstitutions)

- ❑ 9901-U Swingaway Bracket Upgrade, 8 3/4" Vertical Tube
- ❑ 9905-U Swingaway Bracket Upgrade, 6 1/4" Vertical Tube
- ❑ 9906-U Multi-Axis Head Positioning Pad Mount, Upgrade
- ❑ 9907-U Multi-Axis Add-On Pad Mount, Upgrade
- ❑ 9908-U Multi-Axis Vertical Tube, Upgrade



Contoured  
Headrest  
Kit



PLSH  
Kit



PLOSH  
Kit



Occipital Ring  
Kit



Occipital Ring  
Add-On Kit



Contoured  
Headrest



Contoured  
Headrest

## Anterior Trunk Positioning

### Occipital Rings/Rigid Anterior Trunk Support Kits (OCR)

- ❑ 5350 Small Child Occipital Ring **OCR** w/Mtg Hdw
- ❑ 5351 Large Child Occipital Ring **OCR** w/Mtg Hdw
- ❑ 5352 Small Adult Occipital Ring **OCR** w/Mtg Hdw
- ❑ 5353 Large Adult Occipital Ring **OCR** w/Mtg Hdw

### Flexible Anterior Trunk Support Kits

- ❑ 5300 Small Vest
- ❑ 5301 Medium Vest
- ❑ 5302 Large Vest
- ❑ 5305 Small Vest, w/Padded Shoulder Straps
- ❑ 5306 Medium Vest, w/Padded Shoulder Straps
- ❑ 5307 Large Vest, w/Padded Shoulder Straps
- ❑ 5310 Backpack Straps, pr, 1", Small (31")
- ❑ 5311 Backpack Straps, pr, 1", Medium (36")



Occipital Ring  
Kit



Vest



Backpack Straps

## Lateral Thoracic Positioning (LTP)

### Slideaway Thoracic Pad Kits

- ❑ 5320 Small Slideaway Lateral Left/Right Kit (3" X 4½")
- ❑ 5320S Small Slideaway Lateral LTP Single Side Kit (3" X 4½")
- ❑ 5321 Medium Slideaway Lateral Left/Right Kit (3½" X 6")
- ❑ 5321S Medium Slideaway Lateral LTP Single Side Kit (3½" X 6")
- ❑ 5322 Large Slideaway Lateral Left/Right Kit (4½" X 7½")
- ❑ 5322S Large Slideaway Lateral LTP Single Side Kit (4½" X 7½")

### Lift-Up Swingaway Thoracic Pad Kits


- ❑ 5330 Small Lift-Up Swingaway Lateral Left/Right Kit (3" X 4½")
- ❑ 5330L Small Lift-Up Swingaway Lateral LTP Left Side Kit (3" X 4½")
- ❑ 5330R Small Lift-Up Swingaway Lateral LTP Right Side Kit (3" X 4½")
- ❑ 5331 Medium Lift-Up Swingaway Lateral Left/Right Kit (3½" X 6")
- ❑ 5331L Medium Lift-Up Swingaway Lateral LTP Left Side Kit (3½" X 6")
- ❑ 5331R Medium Lift-Up Swingaway Lateral LTP Right Side Kit (3½" X 6")
- ❑ 5332 Large Lift-Up Swingaway Lateral Left/Right Kit (4½" X 7½")
- ❑ 5332L Large Lift-Up Swingaway Lateral LTP Left Side Kit (4½" X 7½")
- ❑ 5332R Large Lift-Up Swingaway Lateral LTP Right Side Kit (4½" X 7½")

### Button-Release Swingaway Thoracic Pad Kits

- ❑ 5335 Small Button-Release Swingaway Lateral Left/Right Kit (3" X 4½")
- ❑ 5335L Small Button-Release Swingaway Lateral LTP Left Kit (3" X 4½")
- ❑ 5335R Small Button-Release Swingaway Lateral LTP Right Kit (3" X 4½")
- ❑ 5336 Medium Button-Release Swingaway Lateral Left/Right Kit (3½" X 6")
- ❑ 5336L Medium Button-Release Swingaway Lateral LTP Left Kit (3½" X 6")
- ❑ 5336R Medium Button-Release Swingaway Lateral LTP Right Kit (3½" X 6")
- ❑ 5337 Large Button-Release Swingaway Lateral Left/Right Kit (4½" X 7½")
- ❑ 5337L Large Button-Release Swingaway Lateral LTP Left Kit (4½" X 7½")
- ❑ 5337R Large Button-Release Swingaway Lateral LTP Right Kit (4½" X 7½")

### Options (SUBstitutions)

- ❑ 9902-1-U Extra Soft Pads, Single, Upgrade
- ❑ 9902-2-U Extra Soft Pads, Pair, Upgrade



Slideaway Laterals



Lift-Up Swingaway Laterals



Button-Release Swingaway Laterals



## Pelvic Positioning

### Subasis Bar Kits

- ❑ 5230 Swingaway SUBASIS, Rear Latching Hook, w/Seat Mtg Hdw
- ❑ 5231 Swingaway SUBASIS, Front Latching Hook, w/Seat Mtg Hdw

### Options (SUBstitutions, MODifications)

- ❑ X22510-01-21-U Straight Subasis Bar, SUB
- ❑ X22510-02-21-U Custom Offset Midrelief Subasis Bar, MOD (5 Days)

Offset Left \_\_\_\_\_" Offset Right \_\_\_\_\_"

- ❑ X22510-03-21-U X-Deep Subasis Bar, MOD (5 Days)

### Lap Belts

- ❑ 5200 1" Seat Belt, Plastic Buckle
- ❑ 5201 2" Seat Belt, Push Button, Metal Buckle



Subasis Bar Kit  
Shown With  
Front Latching Hardware (FLH)



## Hip/Lateral Thigh Positioning

### Straight Hip Pad Kits

- ❑ 5244 X-Small, Straight Hip Pad, Left/Right Kit (8")
- ❑ 5244L X-Small, Straight Hip Pad **SHP**, Left Side Kit (8")
- ❑ 5244R X-Small, Straight Hip Pad **SHP**, Right Side Kit (8")
- ❑ 5245 Small, Straight Hip Pad, Left/Right, Kit (10")
- ❑ 5245L Small, Straight Hip Pad **SHP**, Left Side, Kit (10")
- ❑ 5245R Small, Straight Hip Pad **SHP**, Right Side, Kit (10")
- ❑ 5246 Medium, Straight Hip Pad, Left/Right, Kit (12")
- ❑ 5246L Medium, Straight Hip Pad **SHP**, Left Side, Kit (12")
- ❑ 5246R Medium, Straight Hip Pad **SHP**, Right Side, Kit (12")
- ❑ 5247 Large, Straight Hip Pad, Left/Right, Kit (14")
- ❑ 5247L Large, Straight Hip Pad **SHP**, Left Side, Kit (14")
- ❑ 5247R Large, Straight Hip Pad **SHP**, Right Side, Kit (14")
- ❑ 5248 X-Large, Straight Hip Pad, Left/Right, Kit (17")
- ❑ 5248L X-Large, Straight Hip Pad **SHP**, Left Side, Kit (17")
- ❑ 5248R X-Large, Straight Hip Pad **SHP**, Right Side, Kit (17")

### Oval Hip Pad Kits


- ❑ 5240 Small, Oval Hip Pad, Left/Right Kit (3½"X5")
- ❑ 5240S Small, Oval Hip Pad **OHP**, Single Side, Kit (3½"X5")
- ❑ 5241 Large, Oval Hip Pad, Left/Right, Kit (4½"X6")
- ❑ 5241S Large, Oval Hip Pad **OHP**, Single Side, Kit (4½"X6")

### Adductor Pad Kits

- ❑ 5260 Small, Adductor Pad, Left/Right, Kit (3½"X4½")
- ❑ 5260S Small, Adductor Pad **ADP**, Single Side, Kit (3½"X4½")
- ❑ 5261 Large, Adductor Pad, Left/Right, Kit (4½"X5")
- ❑ 5261S Large, Adductor Pad **ADP**, Single Side, Kit (4½"X5")

### Options

- ❑ 9911-U Removable Hip Pad Bracket, Modular Seat, Pair
- ❑ 9911L-U Removable Hip Pad Bracket, Modular Seat, Left Side
- ❑ 9911R-U Removable Hip Pad Bracket, Modular Seat, Right Side



Straight Hip Pads



Oval Hip Pads



Adductor Pads



## Abduction Positioning

### Slideaway Abductor Kits

- ❑ 5270 Small Slideaway Abductor **WPA** Kit
- ❑ 5271 Large Slideaway Abductor **WPA** Kit
- ❑ 5280 Small Slideaway Contoured Pad **CPA** Kit (3"X4½")
- ❑ 5281 Medium Slideaway Contoured Pad **CPA** Kit (3½"X6")
- ❑ 5282 Large Slideaway Contoured Pad **CPA** Kit (4½"X7½")


### Swingaway Abductor Kits

- ❑ 5290 Small Swingaway Abductor **WPA** Kit
- ❑ 5291 Large Swingaway Abductor **WPA** Kit
- ❑ 5295 Small Swingaway Contoured Pad **CPA** Kit (3"X4½")
- ❑ 5296 Medium Swingaway Contoured Pad **CPA** Kit (3½"X6")
- ❑ 5297 Large Swingaway Contoured Pad **CPA** Kit (4½"X7½")

### Options (SUBstitutions, FABrications, MODifications)

- ❑ 9902-2-U Extra Soft Pads, Pair, Upgrade (Use only with Contoured Pads)
- ❑ 9903-1-U Slideaway Adj. Width Mtg Brkt, Tall Vertical, Upgrade
- ❑ 9903-2-U Slideaway Adj. Width Mtg Brkt, Short Vertical, Upgrade
- ❑ 9904-1-U Swingaway Adj. Width Mtg Brkt, Tall Vertical/Short Tail, Upgrade
- ❑ 9904-2-U Swingaway Adj. Width Mtg Brkt, Short Vertical/Short Tail, Upgrade
- ❑ 9904-3-U Swingaway Adj. Width Mtg Brkt, Short Vertical/Tall Tail, Upgrade
- ❑ X23500-01-00-U Custom Abduction Wedge, FAB (2 Weeks)

(Please include fabrication form, located in the catalog fabrication section, for all FAB's)




Wedge Pad Abductors



Contoured Pad Abductors



# METALCRAFT INDUSTRIES, INC.




## FP5500 Foam-In-Place Seating

|   |                                      |
|---|--------------------------------------|
| FP5500 Seating System Information ..... | 2-1                                  |
| Order/Setup Form (4 Pages) .....        | 2-2 Thru 2-4                         |
| Replacement Covers .....                | See Miscellaneous Section Page 11-10 |

## FP5500 FOAM-IN-PLACE SEATING SYSTEM

Back Only Shown



Seat Only Shown



| WHEELCHAIR<br>SIZE | SEAT WIDTH<br>REAR | SEAT WIDTH<br>FRONT | BACK<br>WIDTH |
|--------------------|--------------------|---------------------|---------------|
| 12"                | 9 3/4"             | 12"                 | 9 3/4"        |
| 14"                | 11 3/4"            | 14"                 | 11 3/4"       |
| 16"                | 13 3/4"            | 16"                 | 13 3/4"       |
| 18"                | 15 3/4"            | 18"                 | 15 3/4"       |

The FP5500 is a durable, lightweight Foam-in-Place seating system engineered to meet your client's custom seating requirements. The system is available for 12", 14", 16" or 18" wheelchairs.

The seat depth and back height can be adjusted using simple hand tools without purchasing any replacement parts. This allows you to adjust the system to fit your client's needs. A complete line of positioning components can be added to the FP5500 so that the system will meet the needs of a wide variety of individuals. (Liquid Sunmate® Kits are ordered separately from Dynamic Systems, Inc. • 235 Sunlight Drive Leicester, NC 28748 USA • Phone: 828-683-3523 • Fax: 828-683-3511 • email: dsi@cheta.net )

Each seat or back is supplied with a *non-waterproof* black slipcover.

### SYSTEMS (SEAT & BACK)

- 5900 12" FP5500 System**
- 5910 14" FP5500 System**
- 5920 16" FP5500 System**
- 5930 18" FP5500 System**

The system will be custom assembled to your specifications. The system is supplied with the back mounted to the seat using our Seat to Back Bracket. The following is a listing of mounting hardware:

- 6 - Adjustable Brackets
  - 6 - Two-Hole Hooks  
(Choices 3/4", 7/8", 1")
  - 6 - Swivel Clamps  
(Choices 3/4", 7/8", 1")
- All necessary fasteners for any unused extensions.

### SEAT ONLY

- 5901 12" FP5500 Seat Only**
- 5911 14" FP5500 Seat Only**
- 5921 16" FP5500 Seat Only**
- 5931 18" FP5500 Seat Only**

The seat only option includes all the necessary fasteners and hardware for mounting to your wheelchair.

- 4 - Adjustable Brackets
- 4 - Two-Hole Hooks  
(Choices 3/4", 7/8", 1")
- 4 - Swivel Clamps  
(Choices 3/4", 7/8", 1")

### BACK ONLY

- 5902 12" FP5500 Back Only**
- 5912 14" FP5500 Back Only**
- 5922 16" FP5500 Back Only**
- 5932 18" FP5500 Back Only**

The back only option includes all the necessary fasteners and hardware for mounting to your wheelchair.

- 4 - Adjustable Brackets
- 4 - Two-Hole Hooks  
(Choices 3/4", 7/8", 1")
- 4 - Swivel Clamps  
(Choices 3/4", 7/8", 1")

Wheelchair Size \_\_\_\_\_ X \_\_\_\_\_

Wheelchair Model \_\_\_\_\_

**MUST  
INCLUDE  
SIZE &  
MODEL**

**12" FP5500**

- ☐ 5900 12" FP5500 System
- ☐ 5901 12" FP5500 Seat Only
- ☐ 5902 12" FP5500 Back Only
- ☐ 5903 12" FP5500 Seat w/MB4000 Modular Back
- Choose One ☐ MB4000 Bi-Angular Modular Back
- ☐ MB4000 Straight Modular Back
- ☐ 5904 12" FP5500 Back w/AS5000 Seat

**14" FP5500**

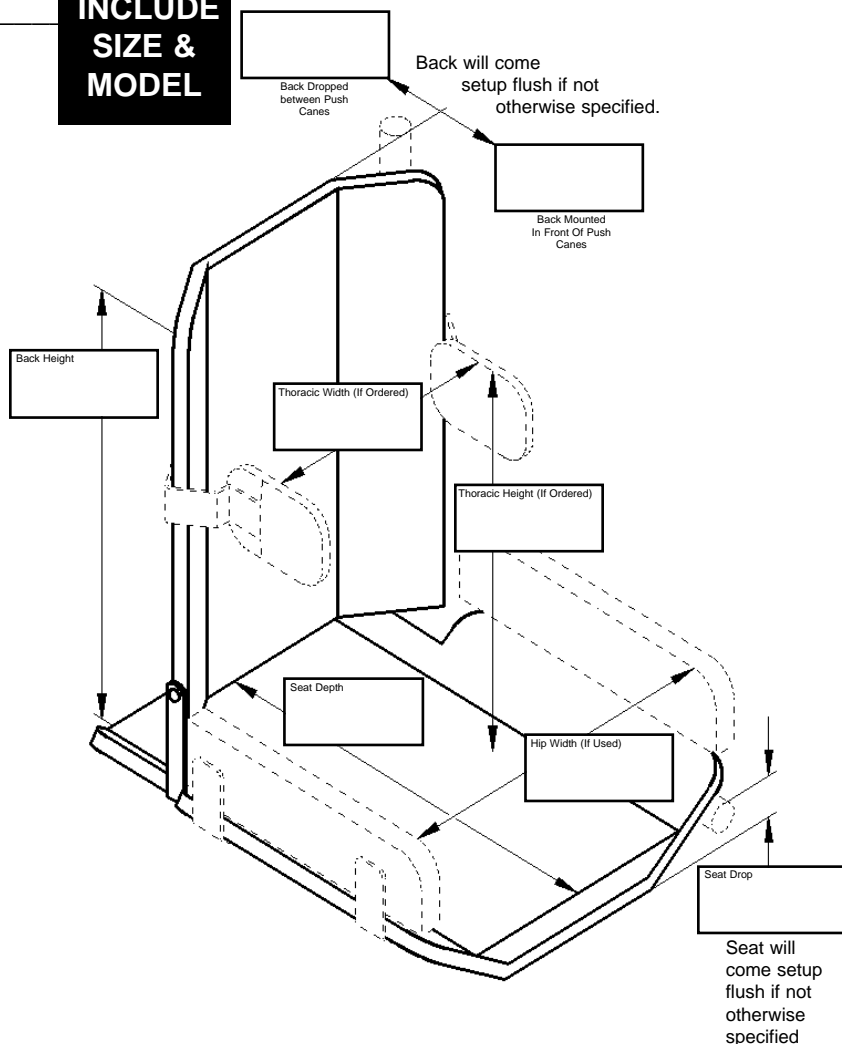
- ☐ 5910 14" FP5500 System
- ☐ 5911 14" FP5500 Seat Only
- ☐ 5912 14" FP5500 Back Only
- ☐ 5913 14" FP5500 Seat w/MB4000 Modular Back
- Choose One ☐ MB4000 Bi-Angular Modular Back
- ☐ MB4000 Straight Modular Back
- ☐ 5914 14" FP5500 Back w/AS5000 Seat

**16" FP5500**

- ☐ 5920 16" FP5500 System
- ☐ 5921 16" FP5500 Seat Only
- ☐ 5922 16" FP5500 Back Only
- ☐ 5923 16" FP5500 Seat w/MB4000 Modular Back
- Choose One ☐ MB4000 Bi-Angular Modular Back
- ☐ MB4000 Straight Modular Back
- ☐ 5924 16" FP5500 Back w/AS5000 Seat

**18" FP5500**

- ☐ 5930 18" FP5500 System
- ☐ 5931 18" FP5500 Seat Only
- ☐ 5932 18" FP5500 Back Only
- ☐ 5933 18" FP5500 Seat w/MB4000 Modular Back
- Choose One ☐ MB4000 Bi-Angular Modular Back
- ☐ MB4000 Straight Modular Back
- ☐ 5934 18" FP5500 Back w/AS5000 Seat



**>>NOTICE<<**

1. Foam-In-Place seats & backs come with a non-waterproof Black slipcover.
2. Foam liquids are NOT included, contact:

Dynamic Systems, Inc.  
235 Sunlight Drive Leicester, NC 28748 USA  
Phone: 828-683-3523 • Fax: 828-683-3511 • email: dsi@cheta.net

**Seat Modification Options**

THREADED FASTENERS STANDARD ON ALL SEATS & BACKS

- ☐ **Leg Length Discrepancy Modification.....X23000-02-00-U 7 Days**
- Off Left ☐ 1" ☐ 2" ☐ 3" Off Right ☐ 1" ☐ 2" ☐ 3"

**Back Modification Options**

THREADED FASTENERS STANDARD ON ALL SEATS & BACKS

These colors & fabrics are only to be used with the non Foam-In-Place seats and backs.

**Neoprene  
Backed  
Seat  
Colors**

- ☐ Black
- ☐ Red
- ☐ Blue
- ☐ Pink
- ☐ Silver
- ☐ Maroon

**Vinyl  
Seat  
Colors**

- ☐ Black
- ☐ Red
- ☐ Blue
- ☐ Pink
- ☐ Silver
- ☐ Maroon

**Neoprene  
Back  
Colors**

- ☐ Black
- ☐ Red
- ☐ Blue
- ☐ Pink
- ☐ Silver
- ☐ Maroon




## Head Positioning

### Contoured Headrest Kits (CHR)

- ❑ 5340 Small Contoured Headrest **CHR** w/Mtg Hdw (5"X9½")
- ❑ 5341 Large Contoured Headrest **CHR** w/Mtg Hdw (5½"X11½")
- ❑ 5342 X-Large Contoured Headrest **CHR** w/Mtg Hdw (5½"X14")

### Posterior Lateral Support Headrest Kits (PLSH)

- ❑ 5480-20 14" **PLSH** w/Mtg Hdw
- ❑ 5480-30 16" **PLSH** w/Mtg Hdw
- ❑ 5480-40 18" **PLSH** w/Mtg Hdw



### Posterior Lateral Occipital Support Headrest Kits (PLOSH)

- ❑ 5371 14" **PLOSH** w/Mtg Hdw
- ❑ 5372 16" **PLOSH** w/Mtg Hdw
- ❑ 5373 18" **PLOSH** w/Mtg Hdw

### Occipital Rings/Rigid Anterior Trunk Support Kits (OCR)




- ❑ 5350 Small Child Occipital Ring **OCR** w/Mtg Hdw
- ❑ 5351 Large Child Occipital Ring **OCR** w/Mtg Hdw
- ❑ 5352 Small Adult Occipital Ring **OCR** w/Mtg Hdw
- ❑ 5353 Large Adult Occipital Ring **OCR** w/Mtg Hdw
- ❑ 5380 Add-On Kit, Small Child Occipital Ring **OCR** w/Mtg Hdw
- ❑ 5381 Add-On Kit, Large Child Occipital Ring **OCR** w/Mtg Hdw
- ❑ 5382 Add-On Kit, Small Adult Occipital Ring **OCR** w/Mtg Hdw
- ❑ 5383 Add-On Kit, Large Adult Occipital Ring **OCR** w/Mtg Hdw

### Head-Support Adjustable Wing Collar Kits (HAWC)

- ❑ 5461 Small **HAWC** w/Mtg Hdw
- ❑ 5462 Medium **HAWC** w/Mtg Hdw
- ❑ 5463 Large **HAWC** w/Mtg Hdw
- ❑ 5464 X-Large **HAWC** w/Mtg Hdw
- ❑ 5465 XX-Large **HAWC** w/Mtg Hdw
- ❑ 5471 Add-On Kit, Small **HAWC** w/Mtg Hdw
- ❑ 5472 Add-On Kit, Medium **HAWC** w/Mtg Hdw
- ❑ 5473 Add-On Kit, Large **HAWC** w/Mtg Hdw
- ❑ 5474 Add-On Kit, X-Large **HAWC** w/Mtg Hdw
- ❑ 5475 Add-On Kit, XX-Large **HAWC** w/Mtg Hdw
- ❑ 1638-10 Small Chin Roll
- ❑ 1638-20 Large Chin Roll (See Catalog Page 5-4 For Chin Roll Information)

### Options (SUBstitutions)

- ❑ 9901-U Swingaway Bracket Upgrade, 8 3/4" Vertical Tube
- ❑ 9905-U Swingaway Bracket Upgrade, 6 1/4" Vertical Tube
- ❑ 9906-U Multi-Axis Head Positioning Pad Mount, Upgrade
- ❑ 9907-U Multi-Axis Add-On Pad Mount, Upgrade
- ❑ 9908-U Multi-Axis Vertical Tube, Upgrade



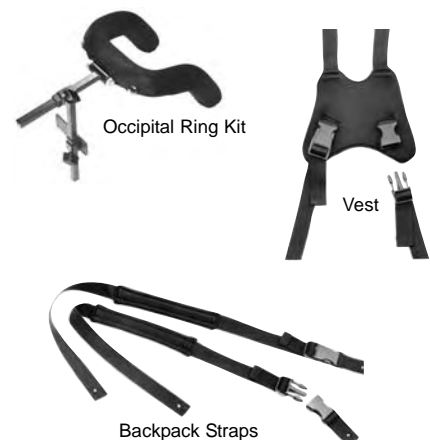
## Anterior Trunk Positioning

### Occipital Rings/Rigid Anterior Trunk Support Kits (OCR)

- ❑ 5350 Small Child Occipital Ring **OCR** w/Mtg Hdw
- ❑ 5351 Large Child Occipital Ring **OCR** w/Mtg Hdw
- ❑ 5352 Small Adult Occipital Ring **OCR** w/Mtg Hdw
- ❑ 5353 Large Adult Occipital Ring **OCR** w/Mtg Hdw

### Flexible Anterior Trunk Support Kits

- ❑ 5300 Small Vest
- ❑ 5301 Medium Vest
- ❑ 5302 Large Vest
- ❑ 5305 Small Vest, w/Padded Shoulder Straps
- ❑ 5306 Medium Vest, w/Padded Shoulder Straps
- ❑ 5307 Large Vest, w/Padded Shoulder Straps
- ❑ 5310 Backpack Straps, pr, 1", Small (31")
- ❑ 5311 Backpack Straps, pr, 1", Medium (36")



## Lateral Thoracic Positioning (LTP)

### Slideaway Thoracic Pad Kits

- ❑ 5320 Small Slideaway Lateral Left/Right Kit (3" X 4½")
- ❑ 5320S Small Slideaway Lateral LTP Single Side Kit (3" X 4½")
- ❑ 5321 Medium Slideaway Lateral Left/Right Kit (3½" X 6")
- ❑ 5321S Medium Slideaway Lateral LTP Single Side Kit (3½" X 6")
- ❑ 5322 Large Slideaway Lateral Left/Right Kit (4½" X 7½")
- ❑ 5322S Large Slideaway Lateral LTP Single Side Kit (4½" X 7½")

### Lift-Up Swingaway Thoracic Pad Kits

- ❑ 5330 Small Lift-Up Swingaway Lateral Left/Right Kit (3" X 4½")
- ❑ 5330L Small Lift-Up Swingaway Lateral LTP Left Side Kit (3" X 4½")
- ❑ 5330R Small Lift-Up Swingaway Lateral LTP Right Side Kit (3" X 4½")
- ❑ 5331 Medium Lift-Up Swingaway Lateral Left/Right Kit (3½" X 6")
- ❑ 5331L Medium Lift-Up Swingaway Lateral LTP Left Side Kit (3½" X 6")
- ❑ 5331R Medium Lift-Up Swingaway Lateral LTP Right Side Kit (3½" X 6")
- ❑ 5332 Large Lift-Up Swingaway Lateral Left/Right Kit (4½" X 7½")
- ❑ 5332L Large Lift-Up Swingaway Lateral LTP Left Side Kit (4½" X 7½")
- ❑ 5332R Large Lift-Up Swingaway Lateral LTP Right Side Kit (4½" X 7½")

### Button-Release Swingaway Thoracic Pad Kits

- ❑ 5335 Small Button-Release Swingaway Lateral Left/Right Kit (3" X 4½")
- ❑ 5335L Small Button-Release Swingaway Lateral LTP Left Kit (3" X 4½")
- ❑ 5335R Small Button-Release Swingaway Lateral LTP Right Kit (3" X 4½")
- ❑ 5336 Medium Button-Release Swingaway Lateral Left/Right Kit (3½" X 6")
- ❑ 5336L Medium Button-Release Swingaway Lateral LTP Left Kit (3½" X 6")
- ❑ 5336R Medium Button-Release Swingaway Lateral LTP Right Kit (3½" X 6")
- ❑ 5337 Large Button-Release Swingaway Lateral Left/Right Kit (4½" X 7½")
- ❑ 5337L Large Button-Release Swingaway Lateral LTP Left Kit (4½" X 7½")
- ❑ 5337R Large Button-Release Swingaway Lateral LTP Right Kit (4½" X 7½")

### Options (SUBstitutions)

- ❑ 9902-1-U Extra Soft Pads, Single, Upgrade
- ❑ 9902-2-U Extra Soft Pads, Pair, Upgrade

Slideaway Laterals



Lift-Up Swingaway Laterals



Button-Release Swingaway Laterals



**NEW**  
See Catalog  
Pages 7-7 For  
Information

## Pelvic Positioning

### Subasis Bar Kits

- ❑ 5230 Swingaway SUBASIS, Rear Latching Hook, w/Seat Mtg Hdw
- ❑ 5231 Swingaway SUBASIS, Front Latching Hook, w/Seat Mtg Hdw

### Options (SUBstitutions, MODifications)

- ❑ X22510-01-21-U Straight Subasis Bar, SUB
- ❑ X22510-02-21-U Custom Offset Midrelief Subasis Bar, MOD (5 Days)

Offset Left \_\_\_\_\_" Offset Right \_\_\_\_\_"

- ❑ X22510-03-21-U X-Deep Subasis Bar, MOD (5 Days)

### Lap Belts

- ❑ 5200 1" Seat Belt, Plastic Buckle
- ❑ 5201 2" Seat Belt, Push Button, Metal Buckle





## Hip/Lateral Thigh Positioning

### Straight Hip Pad Kits

- ❑ 5244 X-Small, Straight Hip Pad, Left/Right Kit (8")
- ❑ 5244L X-Small, Straight Hip Pad **SHP**, Left Side Kit (8")
- ❑ 5244R X-Small, Straight Hip Pad **SHP**, Right Side Kit (8")
- ❑ 5245 Small, Straight Hip Pad, Left/Right, Kit (10")
- ❑ 5245L Small, Straight Hip Pad **SHP**, Left Side, Kit (10")
- ❑ 5245R Small, Straight Hip Pad **SHP**, Right Side, Kit (10")
- ❑ 5246 Medium, Straight Hip Pad, Left/Right, Kit (12")
- ❑ 5246L Medium, Straight Hip Pad **SHP**, Left Side, Kit (12")
- ❑ 5246R Medium, Straight Hip Pad **SHP**, Right Side, Kit (12")
- ❑ 5247 Large, Straight Hip Pad, Left/Right, Kit (14")
- ❑ 5247L Large, Straight Hip Pad **SHP**, Left Side, Kit (14")
- ❑ 5247R Large, Straight Hip Pad **SHP**, Right Side, Kit (14")
- ❑ 5248 X-Large, Straight Hip Pad, Left/Right, Kit (17")
- ❑ 5248L X-Large, Straight Hip Pad **SHP**, Left Side, Kit (17")
- ❑ 5248R X-Large, Straight Hip Pad **SHP**, Right Side, Kit (17")

### Oval Hip Pad Kits


- ❑ 5240 Small, Oval Hip Pad, Left/Right Kit (3½"X5")
- ❑ 5240S Small, Oval Hip Pad **OHP**, Single Side, Kit (3½"X5")
- ❑ 5241 Large, Oval Hip Pad, Left/Right, Kit (4½"X6")
- ❑ 5241S Large, Oval Hip Pad **OHP**, Single Side, Kit (4½"X6")

### Adductor Pad Kits

- ❑ 5260 Small, Adductor Pad, Left/Right, Kit (3½"X4½")
- ❑ 5260S Small, Adductor Pad **ADP**, Single Side, Kit (3½"X4½")
- ❑ 5261 Large, Adductor Pad, Left/Right, Kit (4½"X5")
- ❑ 5261S Large, Adductor Pad **ADP**, Single Side, Kit (4½"X5")

### Options

- ❑ 9911-U Removable Hip Pad Bracket, Modular Seat, Pair
- ❑ 9911L-U Removable Hip Pad Bracket, Modular Seat, Left Side
- ❑ 9911R-U Removable Hip Pad Bracket, Modular Seat, Right Side



Straight Hip Pads



Oval Hip Pads



Adductor Pads



## Abduction Positioning

### Slideaway Abductor Kits

- ❑ 5270 Small Slideaway Abductor **WPA** Kit
- ❑ 5271 Large Slideaway Abductor **WPA** Kit
- ❑ 5280 Small Slideaway Contoured Pad **CPA** Kit (3"X4½")
- ❑ 5281 Medium Slideaway Contoured Pad **CPA** Kit (3½"X6")
- ❑ 5282 Large Slideaway Contoured Pad **CPA** Kit (4½"X7½")

### Swingaway Abductor Kits

- ❑ 5290 Small Swingaway Abductor **WPA** Kit
- ❑ 5291 Large Swingaway Abductor **WPA** Kit
- ❑ 5295 Small Swingaway Contoured Pad **CPA** Kit (3"X4½")
- ❑ 5296 Medium Swingaway Contoured Pad **CPA** Kit (3½"X6")
- ❑ 5297 Large Swingaway Contoured Pad **CPA** Kit (4½"X7½")

### Options (SUBstitutions, FABrications, MODifications)

- ❑ 9902-2-U Extra Soft Pads, Pair, Upgrade (Use only with Contoured Pads)
- ❑ 9903-1-U Slideaway Adj. Width Mtg Brkt, Tall Vertical, Upgrade
- ❑ 9903-2-U Slideaway Adj. Width Mtg Brkt, Short Vertical, Upgrade
- ❑ 9904-1-U Swingaway Adj. Width Mtg Brkt, Tall Vertical/Short Tail, Upgrade
- ❑ 9904-2-U Swingaway Adj. Width Mtg Brkt, Short Vertical/Short Tail, Upgrade
- ❑ 9904-3-U Swingaway Adj. Width Mtg Brkt, Short Vertical/Tall Tail, Upgrade
- ❑ X23500-01-00-U Custom Abduction Wedge, FAB (2 Weeks)

(Please include fabrication form, located in the catalog fabrication section, for all FAB's)




Wedge Pad Abductors



Contoured Pad Abductors




# METALCRAFT INDUSTRIES, INC.



## PF6000 Custom Plywood & Foam Seating

|                                    |     |
|------------------------------------|-----|
| General Information.....           | 3-1 |
| Seat Modifications                 |     |
| Seat w/Notches .....               | 3-2 |
| I-Seat .....                       | 3-2 |
| Left & Right Leg Discrepancy ..... | 3-2 |
| Seat w/Wedge .....                 | 3-2 |
| Anti-Thrust Seat .....             | 3-2 |
| Contoured Seat .....               | 3-2 |
| Back Modifications                 |     |
| I-Back .....                       | 3-3 |
| Contoured Back .....               | 3-3 |
| Bi-Angular Back .....              | 3-3 |
| Scapular Relief.....               | 3-3 |
| T-Back .....                       | 3-3 |
| Order/Setup Form (5 Pages)         |     |



When off-the-shelf seating isn't enough for your client,  
**"CUSTOM PLYWOOD & FOAM SEATING"**  
 from **METALCRAFT** can help.



### PLYWOOD & FOAM SEATS & BACKS

Metalcraft fabricates all of our plywood & foam seats and backs one at a time. You give us the dimensions, custom modification choices, and the upholstery choices and we do the rest.



### CONSTRUCTION

**PLYWOOD:** We use a high-grade of solid hardwood 9-ply plywood that is 1/2" thick, cut it to your specifications, and install an abundance of 1/4-20 T-Nuts for mounting hardware and additional positioning devices.

**FOAM:** For your custom seating project, we have choices of foam types with various firmness. See the order form custom modification pages.

**UPHOLSTERY:** The seats and backs are covered in a variety of upholsteries. See our upholstery chart on the inside back cover of the catalog and the order form for a complete listing.

**SEAT W/NOTCHES MODIFICATION****Part # 6101**

The notches at the rear of the seat allow the plywood to fit between the push canes.

**SEAT W/WEDGE MODIFICATION****Part # 6105**

This modification provides increased support at the distal end of the thighs.

**I-SEAT MODIFICATIONS****Part # 6102**


This modification permits a lower seat to floor height in a drop seat by allowing the plywood to be mounted below the wheelchair's cross frame.

**ANTI THRUST SEAT MODIFICATION****Part # 6106**

This modification provides support under the femur to increase hip flexion for individuals with high tone.

**LEG DISCREPANCY MODIFICATION****Left Part # 6103****Right Part # 6104 (Shown)**

This modification provides full thigh support when the leg lengths are not the same.

**CONTOURED SEAT MODIFICATION****Part # 6107**

This modification provides a trough to improve the positioning of the thighs.

## I-BACK MODIFICATION

Part # 6201



The reduced width of the middle portion of the back allows thoracic pad brackets to be mounted without offset brackets.

## SCAPULAR RELIEF MODIFICATION

Part # 6204



Reduced width at the top of the back permits greater shoulder mobility. This modification is especially beneficial for clients who propel their wheelchair.

3

## CONTOURED BACK MODIFICATION

Part # 6202



This modification provides increased lateral support by using thicker foam at the lateral edge of the back.

## T-BACK MODIFICATION

Part # 6205



Reduced width on the lower portion of the back allows lateral hip or thoracic pad brackets to be mounted without offset brackets.

## ADJUSTABLE BI-ANGULAR BACK MODIFICATION

Part # 6203



This back has two pieces of plywood separated by an adjustable hinge joint. The foam and upholstery are in one piece for a more cosmetic appearance. The joint can be adjusted from 150° to 180°.

## Foam Specifications

### Polyethylene Foam

| Name        | Foam Type | Density | I.F.D. |
|-------------|-----------|---------|--------|
| Soft Poly   | Open Cell | 2.55    | 33     |
| Medium Poly | Open Cell | 2.60    | 47     |
| Firm Poly   | Open Cell | 3.00    | 65     |

### Visco-Elastic Urethane Foam

|            |               |     |    |
|------------|---------------|-----|----|
| Soft VEU   | Urethane Cell | 5.8 | 15 |
| Medium VEU | Urethane Cell | 5.7 | 26 |
| Firm VEU   | Urethane Cell | 6.0 | 34 |

## Step 1 : Basic Information (Must Complete)

### Things You Should Know Before Filling Out Form

1. Mounting Hardware Will Be Adjustable Unless Noted Below.
2. Clamps Are 7/8" to 1" Clamps Unless Noted Below.
3. All Hardware Is Black Powder Coated Stainless Steel.
4. All Covers have Zipper Access Unless Noted Below.

- ☐ Fixed Hardware  
☐ Clamp Size \_\_\_\_\_"  
☐ No Zippered Cover

Choose One  
And Fill Out  
Dimension

☐ Full Width Lift \_\_\_\_\_" (1/2" Min)

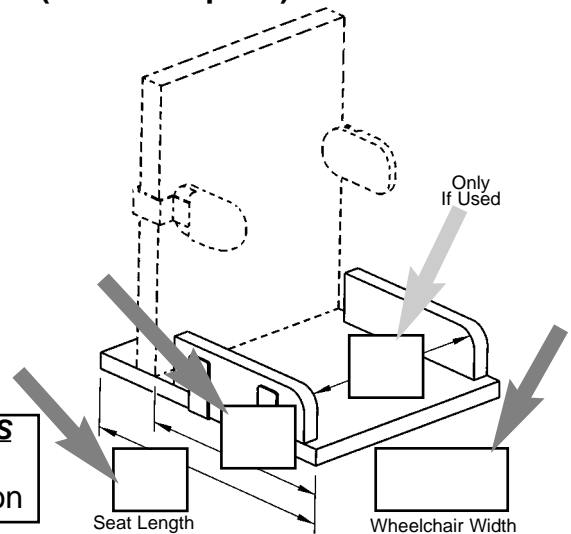
☐ Drop-In Drop \_\_\_\_\_" Lift \_\_\_\_\_"

#### VINYL FABRIC CHOICES

- ☐ Black ☐ Red ☐ Blue  
☐ Pink ☐ Silver ☐ Maroon

#### NEOPRENE FABRIC CHOICES

- ☐ Black ☐ Red ☐ Blue  
☐ Pink ☐ Silver ☐ Maroon



## Step 2 : Foam Layers (Must Complete)

For Foam Specifications See Page 4-3

☐ Standard Foam, (2) 1" Layers Medium Poly (Skip To Step 3)

Choices

#### Poly Foam

#### Visco-Elastic Foam

|             | Soft |      | Medium |      | Firm |      | Soft |      | Medium |      | Firm |      |
|-------------|------|------|--------|------|------|------|------|------|--------|------|------|------|
| Layers      | 1/2" | 1"   | 1/2"   | 1"   | 1/2" | 1"   | 1/2" | 1"   | 1/2"   | 1"   | 1/2" | 1"   |
| Top         |      |      |        |      |      |      |      |      |        |      |      |      |
| Middle      |      |      |        |      |      |      |      |      |        |      |      |      |
| Bottom      |      |      |        |      |      |      |      |      |        |      |      |      |
| Part Number | 6001 | 6002 | 6003   | 6004 | 6005 | 6006 | 6011 | 6012 | 6013   | 6014 | 6015 | 6016 |
|             |      |      |        |      |      |      |      |      |        |      |      |      |

For Foam  
Specifications  
See Catalog  
Page 4-3

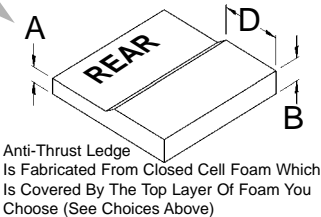
#### Important Note

If Ordering From The  
Foam Modifications Below,  
Please Be Aware That  
Dimension "A" Must Equal  
The Sum Of The Layers  
Chosen In These Boxes.

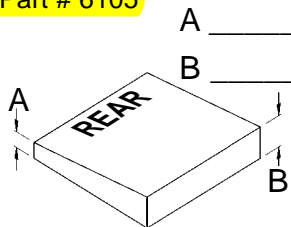
## Step 3 : Foam Shape Modifications (Foam Only Dimensions)

#### Anti-Thrust Seat Mod Part # 6106

A \_\_\_\_\_  
B \_\_\_\_\_  
D \_\_\_\_\_

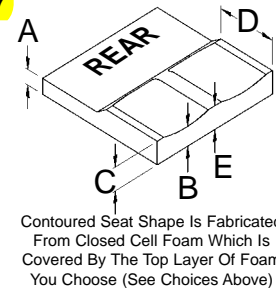


#### Seat W/Wedge Mod Part # 6105



#### Contoured Seat Mod Part # 6107

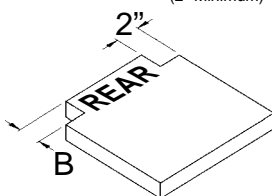
A \_\_\_\_\_  
B \_\_\_\_\_  
C \_\_\_\_\_  
D \_\_\_\_\_  
E \_\_\_\_\_



## Step 4 : Plywood Shape Modifications

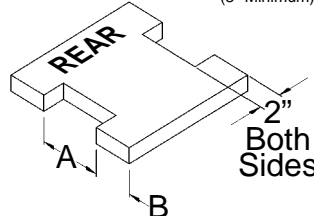
#### Seat W/Notches Mod Part # 6101

B \_\_\_\_\_  
(2" Minimum)

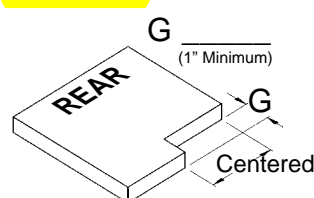


#### I-Seat Mod Part # 6102

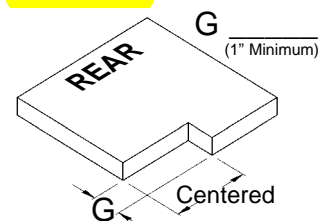
A \_\_\_\_\_  
(3" Minimum)  
B \_\_\_\_\_  
(3" Minimum)



#### Left Leg Discrepancy Mod Part # 6103



#### Right Leg Discrepancy Mod Part # 6104





### **Things You Should Know Before Filling Out Form**

- ☐ Fixed Hardware  
☐ Clamp Size \_\_\_\_\_"  
☐ No Zipper Cover

Choose One  
And Fill Out  
Dimension(s)

☐ Full Width In-Front \_\_\_\_\_" (½" Min)

☐ Drop-In Behind \_\_\_\_\_" In-Front \_\_\_\_\_"

☐ Black   ☐ Red   ☐ Blue  
☐ Pink   ☐ Silver   ☐ Maroon

☐ Black   ☐ Red   ☐ Blue  
☐ Pink   ☐ Silver   ☐ Maroon



**For Foam Specifications See Page 4-3**

## Choices

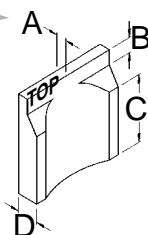
## Visco-Elastic Foam

[illegible]

For Foam  
Specifications  
See Catalog  
Page 4-3

(Foam Only Dimensions - If Ordering)

Coutoured Shape Is Fabricated From Closed Cell Foam Which Is Covered By The Layers Of Foam You Choose (See Choices Above)



A \_\_\_\_\_  
B \_\_\_\_\_  
C \_\_\_\_\_  
D \_\_\_\_\_

**X21501-03-XX-U.....Add 10 Days**

(Circle Choice) Silver, Gold, Black, Red, Blue, Pink

(Circle Choice) **Block** *Script*

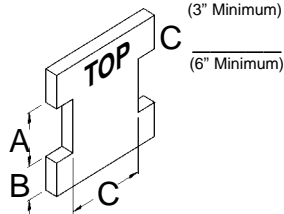
(Circle Choice) **ALL CAPS**      **Only First Letter**

Name to be monogrammed (Please write clearly)

|  |  |  |  |
|--|--|--|--|
|  |  |  |  |
|--|--|--|--|

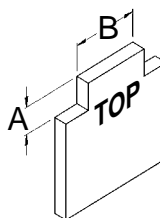
-----  
Please Use Black or Blue Ink (Red Ink Not Visible In Fax)

A \_\_\_\_\_  
(3" Minimum)



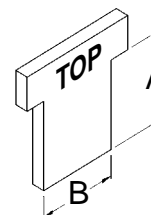
A \_\_\_\_\_  
(2" Minimum)

B \_\_\_\_\_  
(4" Minimum)



A \_\_\_\_\_  
(2" Minimum)

B \_\_\_\_\_  
(7 1/2" Minimum)




## Head Positioning

### Contoured Headrest Kits (CHR)

- ❑ 5340 Small Contoured Headrest **CHR** w/Mtg Hdw (5"X9½")
- ❑ 5341 Large Contoured Headrest **CHR** w/Mtg Hdw (5½"X11½")
- ❑ 5342 X-Large Contoured Headrest **CHR** w/Mtg Hdw (5½"X14")

### Posterior Lateral Support Headrest Kits (PLSH)

- ❑ 5480-20 14" **PLSH** w/Mtg Hdw
- ❑ 5480-30 16" **PLSH** w/Mtg Hdw
- ❑ 5480-40 18" **PLSH** w/Mtg Hdw



### Posterior Lateral Occipital Support Headrest Kits (PLOSH)

- ❑ 5371 14" **PLOSH** w/Mtg Hdw
- ❑ 5372 16" **PLOSH** w/Mtg Hdw
- ❑ 5373 18" **PLOSH** w/Mtg Hdw

### Occipital Rings/Rigid Anterior Trunk Support Kits (OCR)

- ❑ 5350 Small Child Occipital Ring **OCR** w/Mtg Hdw
- ❑ 5351 Large Child Occipital Ring **OCR** w/Mtg Hdw
- ❑ 5352 Small Adult Occipital Ring **OCR** w/Mtg Hdw
- ❑ 5353 Large Adult Occipital Ring **OCR** w/Mtg Hdw
- ❑ 5380 Add-On Kit, Small Child Occipital Ring **OCR** w/Mtg Hdw
- ❑ 5381 Add-On Kit, Large Child Occipital Ring **OCR** w/Mtg Hdw
- ❑ 5382 Add-On Kit, Small Adult Occipital Ring **OCR** w/Mtg Hdw
- ❑ 5383 Add-On Kit, Large Adult Occipital Ring **OCR** w/Mtg Hdw


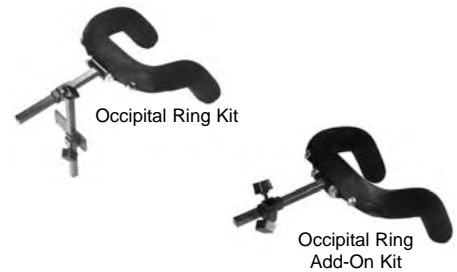


### Head-Support Adjustable Wing Collar Kits (HAWC)

- ❑ 5461 Small **HAWC** w/Mtg Hdw
- ❑ 5462 Medium **HAWC** w/Mtg Hdw
- ❑ 5463 Large **HAWC** w/Mtg Hdw
- ❑ 5464 X-Large **HAWC** w/Mtg Hdw
- ❑ 5465 XX-Large **HAWC** w/Mtg Hdw
- ❑ 5471 Add-On Kit, Small **HAWC** w/Mtg Hdw
- ❑ 5472 Add-On Kit, Medium **HAWC** w/Mtg Hdw
- ❑ 5473 Add-On Kit, Large **HAWC** w/Mtg Hdw
- ❑ 5474 Add-On Kit, X-Large **HAWC** w/Mtg Hdw
- ❑ 5475 Add-On Kit, XX-Large **HAWC** w/Mtg Hdw

- ❑ 1638-10 Small Chin Roll
- ❑ 1638-20 Large Chin Roll (See Catalog Page 5-4 For Chin Roll Information)

### Options (SUBstitutions)

- ❑ 9901-U Swingaway Bracket Upgrade, 8 3/4" Vertical Tube
- ❑ 9905-U Swingaway Bracket Upgrade, 6 1/4" Vertical Tube
- ❑ 9906-U Multi-Axis Head Positioning Pad Mount, Upgrade
- ❑ 9907-U Multi-Axis Add-On Pad Mount, Upgrade
- ❑ 9908-U Multi-Axis Vertical Tube, Upgrade



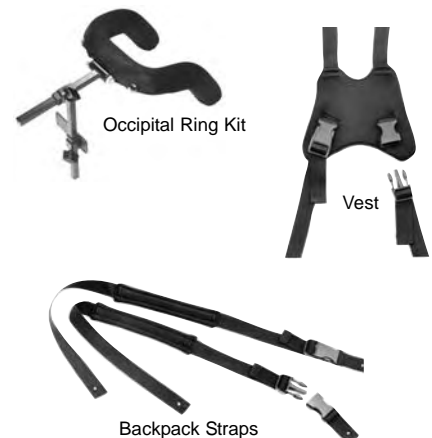
## Anterior Trunk Positioning

### Occipital Rings/Rigid Anterior Trunk Support Kits (OCR)

- ❑ 5350 Small Child Occipital Ring **OCR** w/Mtg Hdw
- ❑ 5351 Large Child Occipital Ring **OCR** w/Mtg Hdw
- ❑ 5352 Small Adult Occipital Ring **OCR** w/Mtg Hdw
- ❑ 5353 Large Adult Occipital Ring **OCR** w/Mtg Hdw

### Flexible Anterior Trunk Support Kits

- ❑ 5300 Small Vest
- ❑ 5301 Medium Vest
- ❑ 5302 Large Vest
- ❑ 5305 Small Vest, w/Padded Shoulder Straps
- ❑ 5306 Medium Vest, w/Padded Shoulder Straps
- ❑ 5307 Large Vest, w/Padded Shoulder Straps
- ❑ 5310 Backpack Straps, pr, 1", Small (31")
- ❑ 5311 Backpack Straps, pr, 1", Medium (36")





## Lateral Thoracic Positioning (LTP)

### Slideaway Thoracic Pad Kits

- ❑ 6320 Small Slideaway Lateral Pair Kit (3" X 4½")
- ❑ 6320S Small Slideaway Lateral LTP Single Kit (3" X 4½")
- ❑ 6321 Medium Slideaway Lateral Pair Kit (3½" X 6")
- ❑ 6321S Medium Slideaway Lateral LTP Single Kit (3½" X 6")
- ❑ 6322 Large Slideaway Lateral Pair Kit (4½" X 7½")
- ❑ 6322S Large Slideaway Lateral LTP Single Kit (4½" X 7½")

### Lift-Up Swingaway Thoracic Pad Kits

- ❑ 6330 Small Lift-Up Swingaway Lateral Pair Kit (3" X 4½")
- ❑ 6330L Small Lift-Up Swingaway Lateral LTP Left Kit (3" X 4½")
- ❑ 6330R Small Lift-Up Swingaway Lateral LTP Right Kit (3" X 4½")
- ❑ 6331 Medium Lift-Up Swingaway Lateral Pair Kit (3½" X 6")
- ❑ 6331L Medium Lift-Up Swingaway Lateral LTP Left Kit (3½" X 6")
- ❑ 6331R Medium Lift-Up Swingaway Lateral LTP Right Kit (3½" X 6")
- ❑ 6332 Large Lift-Up Swingaway Lateral Pair Kit (4½" X 7½")
- ❑ 6332L Large Lift-Up Swingaway Lateral LTP Left Kit (4½" X 7½")
- ❑ 6332R Large Lift-Up Swingaway Lateral LTP Right Kit (4½" X 7½")

### Button-Release Swingaway Thoracic Pad Kits

- ❑ 6335 Small Button-Release Swingaway Lateral Pair Kit (3" X 4½")
- ❑ 6335L Small Button-Release Swingaway Lateral LTP Left Kit (3" X 4½")
- ❑ 6335R Small Button-Release Swingaway Lateral LTP Right Kit (3" X 4½")
- ❑ 6336 Medium Button-Release Swingaway Lateral Pair Kit (3½" X 6")
- ❑ 6336L Medium Button-Release Swingaway Lateral LTP Left Kit (3½" X 6")
- ❑ 6336R Medium Button-Release Swingaway Lateral LTP Right Kit (3½" X 6")
- ❑ 6337 Large Button-Release Swingaway Lateral Pair Kit (4½" X 7½")
- ❑ 6337L Large Button-Release Swingaway Lateral LTP Left Kit (4½" X 7½")
- ❑ 6337R Large Button-Release Swingaway Lateral LTP Right Kit (4½" X 7½")

### Options (SUBstitutions)

- ❑ 9902-1-U Extra Soft Pads, Single, Upgrade
- ❑ 9902-2-U Extra Soft Pads, Pair, Upgrade



Slideaway



Lift-Up Swingaway



Button-Release Swingaway



## Pelvic Positioning

### Subasis Bar Kits

- ❑ 6230 Swg SUBASIS, RLH, w/Seat Mtg Hdw
- ❑ 6231 Swg SUBASIS, FLH, w/Seat Mtg Hdw

### Options (SUBstitutions, MODifications)

- ❑ X22510-01-21-U Straight Subasis Bar, SUB
- ❑ X22510-02-21-U Custom Offset Midrelief Subasis Bar, MOD (5 Days)

Offset Left \_\_\_\_\_" Offset Right \_\_\_\_\_"

- ❑ X22510-03-21-U X-Deep Subbasis Bar, MOD (5 Days)

### Lap Belts

- ❑ 5200 1" Seat Belt, Plastic Buckle
- ❑ 5201 2" Seat Belt, Push Button, Metal Buckle

Subasis Bar Kit  
Shown With  
Front Latching Hardware (FLH)



2"

1"



## Hip/Lateral Thigh Positioning

### Hip Pad Kits (SHP)

- ❑ 6244 Straight Hip Pads, Pair, X-Small (8")
- ❑ 6244L Straight Hip Pad **SHP**, Left, X-Small (8")
- ❑ 6244R Straight Hip Pad **SHP**, Right, X-Small (8")
- ❑ 6245 Straight Hip Pads, Pair, Small (10")
- ❑ 6245L Straight Hip Pad **SHP**, Left, Small (10")
- ❑ 6245R Straight Hip Pad **SHP**, Right, Small (10")
- ❑ 6246 Straight Hip Pads, Pair, Medium (12")
- ❑ 6246L Straight Hip Pad **SHP**, Left, Medium (12")
- ❑ 6246R Straight Hip Pad **SHP**, Right, Medium (12")
- ❑ 6247 Straight Hip Pads, Pair, Large (14")
- ❑ 6247L Straight Hip Pad **SHP**, Left, Large (14")
- ❑ 6247R Straight Hip Pad **SHP**, Right, Large (14")
- ❑ 6248 Straight Hip Pads, Pair, X-Large (17")
- ❑ 6248L Straight Hip Pad **SHP**, Left, X-Large (17")
- ❑ 6248R Straight Hip Pad **SHP**, Right, X-Large (17")

### Oval Hip Pad Kits (OHP)

- ❑ 6240 Oval Hip Pads, Pair, Small (3½"X5")
- ❑ 6240S Oval Hip Pad **OHP**, Single, Small (3½"X5")
- ❑ 6241 Oval Hip Pads, Pair, Large (4½"X6")
- ❑ 6241S Oval Hip Pad **OHP**, Single, Large (4½"X6")

### Adductor Pad Kits (ADP)

- ❑ 6260 Adductor Pads, Pair, Small (3½"X4½")
- ❑ 6260S Adductor Pad **ADP**, Single, Small (3½"X4½")
- ❑ 6261 Adductor Pads, Pair, Large (4½"X5")
- ❑ 6261S Adductor Pad **ADP**, Single, Large (4½"X5")

### Options

- ❑ 9910-U Removable Hip Pad Bracket, Modular Seat, Pair
- ❑ 9910L-U Removable Hip Pad Bracket, Flat Seat, Left Side
- ❑ 9910R-U Removable Hip Pad Bracket, Flat Seat, Right Side



Straight Hip Pads



Oval Hip Pads



Adductor Pads



## Abduction Positioning

### Slideaway Abductor Kits

- ❑ 5270 Small Slideaway Wedge Pad **WPA** Kit
- ❑ 5271 Large Slideaway Wedge Pad **WPA** Kit
- ❑ 5280 Small Slideaway Contoured Pad **CPA** Kit (3"X4½")
- ❑ 5281 Medium Slideaway Contoured Pad **CPA** Kit (3½"X6")
- ❑ 5282 Large Slideaway Contoured Pad **CPA** Kit (4½"X7½")


### Swingaway Abductor Kits

- ❑ 5290 Small Swingaway Wedge Pad **WPA** Kit
- ❑ 5291 Large Swingaway Wedge Pad **WPA** Kit
- ❑ 5295 Small Swingaway Contoured Pad **CPA** Kit (3"X4½")
- ❑ 5296 Medium Swingaway Contoured Pad **CPA** Kit (3½"X6")
- ❑ 5297 Large Swingaway Contoured Pad **CPA** Kit (4½"X7½")

### Options (SUBstitutions, FABrications, MODifications)

- ❑ 9902-2-U Extra Soft Pads, Pair, Upgrade (Use only with Contoured Pads)
- ❑ 9903-1-U Slideaway Adj. Width Mtg Brkt, Tall Vertical, Upgrade
- ❑ 9903-2-U Slideaway Adj. Width Mtg Brkt, Short Vertical, Upgrade
- ❑ 9904-1-U Swingaway Adj. Width Mtg Brkt, Tall Vertical/Short Tail, Upgrade
- ❑ 9904-2-U Swingaway Adj. Width Mtg Brkt, Short Vertical/Short Tail, Upgrade
- ❑ 9904-3-U Swingaway Adj. Width Mtg Brkt, Short Vertical/Tall Tail, Upgrade
- ❑ X23500-01-00-U Custom Abduction Wedge, FAB (2 Weeks)

(Please include fabrication form, located in the catalog fabrication section, for all FAB's)



Wedge Pad Abductors



Contoured Pad Abductors





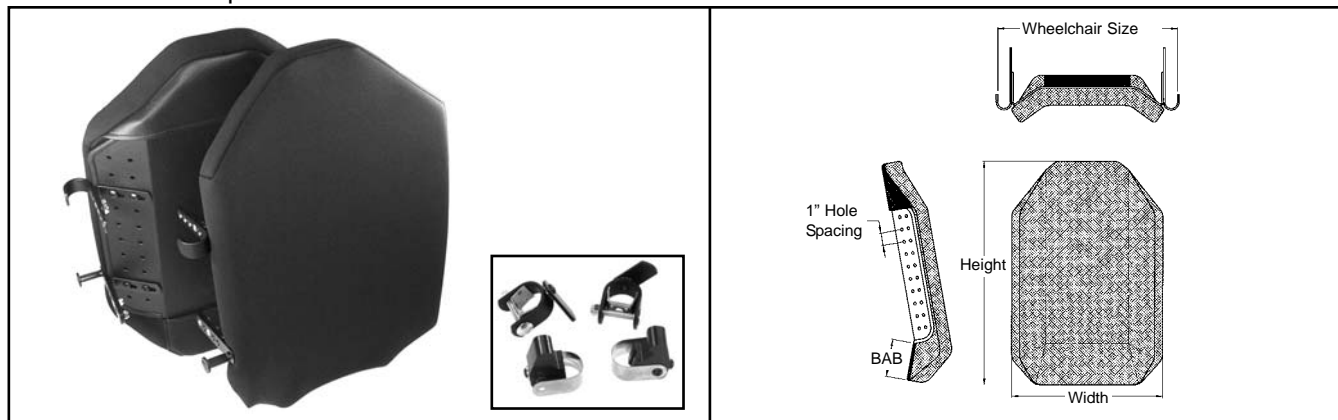
# METALCRAFT INDUSTRIES, INC.

## Component Seating

|  |                                      |
|--|--------------------------------------|
| CB2000 Contoured Back .....                          | 4-1                                  |
| DC2200 Deep Contoured Back..... >>NEW PRODUCT<<..... | 4-2                                  |
| PR1600 & PR1800 Pressure Relief Cushions .....       | 4-3                                  |
| SS1000 & SS1100 Lite, Solid Seats .....              | 4-4                                  |
| Replacement Covers .....                             | See Miscellaneous Section Page 11-10 |

## CB2000 CONTOURED BACK

Back Support Panel is made of a high-strength aluminum alloy laminated with a black textured vinyl and edged with a continuous neoprene edging – formed for a contoured fit. All mounting holes are a standard 1" between centers. Mounting hardware is included. The hardware allows the lower back to be mounted between 1" and 3½" behind the Push Cane, and the upper back between 1" and 5" behind the Push Cane. The Bi-Angular Back (BAB) provides for lumbar support. The standard hardware is designed to fit 7/8" to 1" tubing. Please inform us when other sizes are required.



**NEW**  
New Sizes \*

|                            | Part #    | Description                   | Width | Height | BAB    |
|----------------------------|-----------|-------------------------------|-------|--------|--------|
| * <input type="checkbox"/> | 4702-1414 | 14" X 14" CB2000 Contour Back | 12"   | 14"    | 3 1/8" |
| <input type="checkbox"/>   | 4702-1417 | 14" X 17" CB2000 Contour Back | 12"   | 17"    | 3 1/8" |
| * <input type="checkbox"/> | 4702-1421 | 14" X 21" CB2000 Contour Back | 12"   | 21"    | 3 1/8" |
| * <input type="checkbox"/> | 4704-1615 | 16" X 15" CB2000 Contour Back | 14"   | 15"    | 3 5/8" |
| <input type="checkbox"/>   | 4704-1618 | 16" X 18" CB2000 Contour Back | 14"   | 18"    | 3 5/8" |
| * <input type="checkbox"/> | 4704-1622 | 16" X 22" CB2000 Contour Back | 14"   | 22"    | 3 5/8" |
| * <input type="checkbox"/> | 4706-1815 | 18" X 15" CB2000 Contour Back | 16"   | 15"    | 4"     |
| <input type="checkbox"/>   | 4706-1818 | 18" X 18" CB2000 Contour Back | 16"   | 18"    | 4"     |
| * <input type="checkbox"/> | 4706-1822 | 18" X 22" CB2000 Contour Back | 16"   | 22"    | 4"     |
| * <input type="checkbox"/> | 4708-2015 | 20" X 15" CB2000 Contour Back | 18"   | 15"    | 4"     |
| <input type="checkbox"/>   | 4708-2018 | 20" X 18" CB2000 Contour Back | 18"   | 18"    | 4"     |
| * <input type="checkbox"/> | 4708-2022 | 20" X 22" CB2000 Contour Back | 18"   | 22"    | 4"     |
| * <input type="checkbox"/> | 4710-2216 | 22" X 16" CB2000 Contour Back | 20"   | 16"    | 4"     |
| <input type="checkbox"/>   | 4710-2219 | 22" X 19" CB2000 Contour Back | 20"   | 19"    | 4"     |
| * <input type="checkbox"/> | 4710-2222 | 22" X 22" CB2000 Contour Back | 20"   | 22"    | 4"     |

### Lateral Thoracic Supports

#### Slideaway Thoracic Pads

- ☐ 5320 Small Contoured Pads (3" X 4½")
- ☐ 5321 Medium Contoured Pads (3½" X 6")
- ☐ 5322 Large Contoured Pads (4½" X 7½")

#### Swingaway Thoracic Pads

- ☐ 5330 Small Contoured Pads (3" X 4½")
- ☐ 5331 Medium Contoured Pads (3½" X 6")
- ☐ 5332 Large Contoured Pads (4½" X 7½")

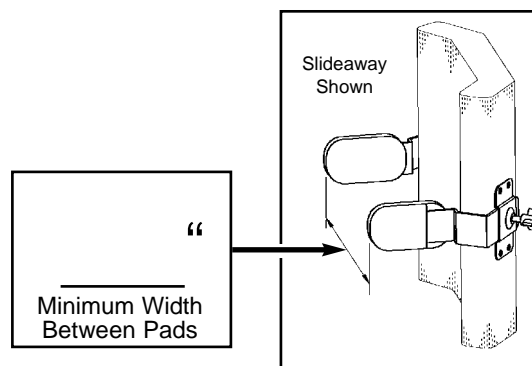
#### Options (for kits above) (SUBstitutions)

- ☐ 9902-U Extra Soft Pad, pr, Upgrade

#### >> NOTICE <<

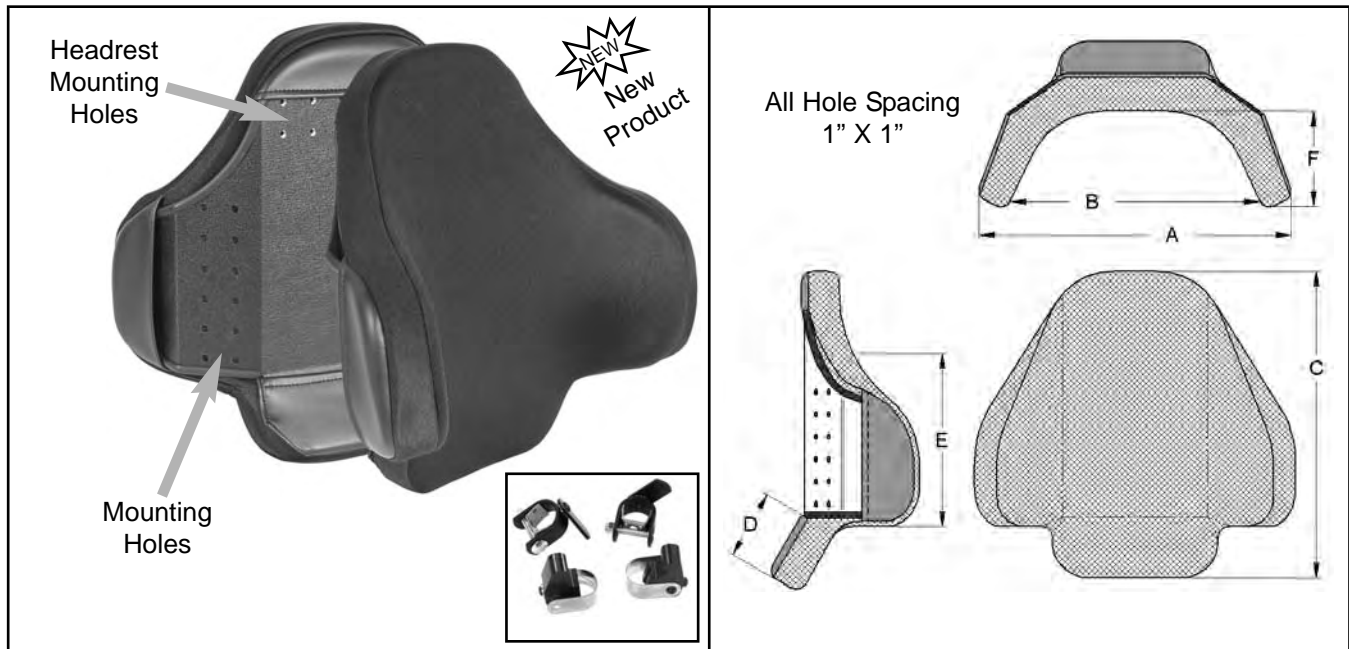
(2) #1092 Half Slide Backing Plates are required to use the Slideaway and Swingaway kits on CB2000 Backs.

- ☐ (2) Backing Plates  
(2 of 1092, Half Slide Backing Plate)



## DC2200 DEEP CONTOURED BACK

The DC2200 Deep Contoured Back Support Panel is made of a high-strength aluminum alloy laminated with a black textured vinyl and edged with a continuous neoprene edging – formed for a contoured fit. There are threaded headrest mounting holes across the top of the support panel and mounting hardware holes along both sides. All mounting holes are a standard 1" between centers. All necessary mounting hardware is included. The hardware allows the lower back to be mounted between 1" and 3½" behind the Push Cane, and the upper back between 1" and 5" behind the Push Cane. The deep side walls provide lateral support and the Bi-Angular Back (BAB) provides for lumbar support. The standard hardware is designed to fit 7/8" to 1" tubing. Please inform us if other sizes are required. Includes a removable vapor permeable waterproof cover.



4

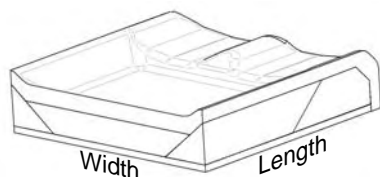
| Part #      | Description                          | Wheelchair Size |     |     |        |     |    |
|-------------|--------------------------------------|-----------------|-----|-----|--------|-----|----|
|             |                                      | A               | B   | C   | D      | E   | F  |
| ❑ 4802-1414 | 14" X 14" DC2200 Deep Contoured Back | 14"             | 10" | 14" | 3 1/8" | 8"  | 4" |
| ❑ 4802-1417 | 14" X 17" DC2200 Deep Contoured Back | 14"             | 10" | 17" | 3 1/8" | 11" | 4" |
| ❑ 4802-1421 | 14" X 21" DC2200 Deep Contoured Back | 14"             | 10" | 21" | 3 1/8" | 15" | 4" |
| ❑ 4804-1615 | 16" X 15" DC2200 Deep Contoured Back | 16"             | 12" | 15" | 3 5/8" | 9"  | 4" |
| ❑ 4804-1618 | 16" X 18" DC2200 Deep Contoured Back | 16"             | 12" | 18" | 3 5/8" | 12" | 4" |
| ❑ 4804-1622 | 16" X 22" DC2200 Deep Contoured Back | 16"             | 12" | 22" | 3 5/8" | 16" | 4" |
| ❑ 4806-1815 | 18" X 15" DC2200 Deep Contoured Back | 18"             | 14" | 15" | 4"     | 9"  | 4" |
| ❑ 4806-1818 | 18" X 18" DC2200 Deep Contoured Back | 18"             | 14" | 18" | 4"     | 12" | 4" |
| ❑ 4806-1822 | 18" X 22" DC2200 Deep Contoured Back | 18"             | 14" | 22" | 4"     | 16" | 4" |
| ❑ 4808-2015 | 20" X 15" DC2200 Deep Contoured Back | 20"             | 16" | 15" | 4"     | 9"  | 4" |
| ❑ 4808-2018 | 20" X 18" DC2200 Deep Contoured Back | 20"             | 16" | 18" | 4"     | 12" | 4" |
| ❑ 4808-2022 | 20" X 22" DC2200 Deep Contoured Back | 20"             | 16" | 22" | 4"     | 16" | 4" |
| ❑ 4810-2216 | 22" X 16" DC2200 Deep Contoured Back | 22"             | 18" | 16" | 4"     | 10" | 4" |
| ❑ 4810-2219 | 22" X 19" DC2200 Deep Contoured Back | 22"             | 18" | 19" | 4"     | 13" | 4" |
| ❑ 4810-2222 | 22" X 22" DC2200 Deep Contoured Back | 22"             | 18" | 22" | 4"     | 17" | 4" |



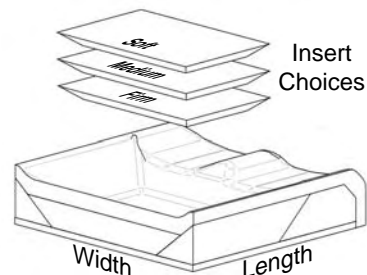
## PR1600 & PR1800 PRESSURE RELIEF SEAT CUSHIONS

These Medicare approved Pressure Relief cushions are made of the highest quality Visco-Elastic, open-cell and modified closed-cell foams. The design provides maximum contact area with cushion surfaces. The layering of the foam provides excellent positioning, stability and pressure relief. The PR1600 cushion is ready to go for excellent pressure relief. The PR1800 Pressure Relief cushion has the added versatility of (3) three different density ischial contact foams that can be easily changed. The cushion is covered with a waterproof zippered black neoprene backed nylon cover that has anti-skid fabric on the bottom side.

**PR1600**



**PR1800**

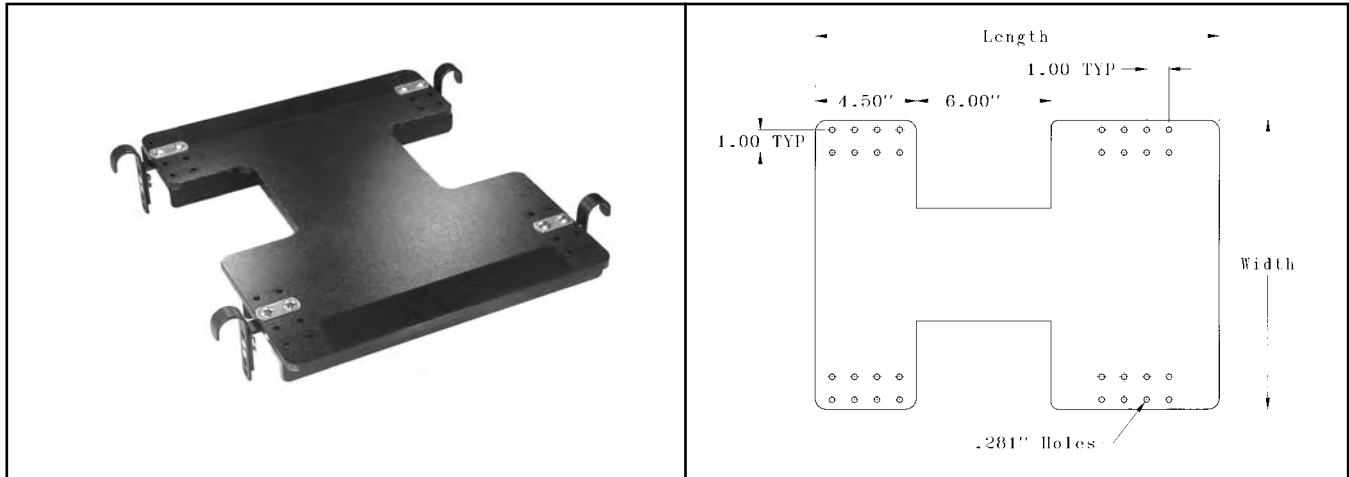


| Cushion Size |   |        | Ischial Well |   | Anti-Thrust |
|--------------|---|--------|--------------|---|-------------|
| Width        | X | Length | Width        | X | Length      |
| 14           | X | 14     | 6            | X | 7           |
| 14           | X | 16     | 6            | X | 8           |
| 16           | X | 16     | 8            | X | 8           |
| 16           | X | 18     | 8            | X | 8           |
| 18           | X | 16     | 10           | X | 8           |
| 18           | X | 18     | 10           | X | 8           |
| 20           | X | 18     | 12           | X | 9           |
| 20           | X | 20     | 12           | X | 10          |
| 22           | X | 18     | 14           | X | 9           |
| 22           | X | 20     | 14           | X | 10          |

### Part # Description

- |                          | Part #    | Description                              |
|--------------------------|-----------|--|
| <input type="checkbox"/> | 7001-1414 | 14" X 14" PR1600 Pressure Relief Cushion |
| <input type="checkbox"/> | 7001-1416 | 14" X 16" PR1600 Pressure Relief Cushion |
| <input type="checkbox"/> | 7001-1616 | 16" X 16" PR1600 Pressure Relief Cushion |
| <input type="checkbox"/> | 7001-1618 | 16" X 18" PR1600 Pressure Relief Cushion |
| <input type="checkbox"/> | 7001-1816 | 18" X 16" PR1600 Pressure Relief Cushion |
| <input type="checkbox"/> | 7001-1818 | 18" X 18" PR1600 Pressure Relief Cushion |
| <input type="checkbox"/> | 7001-2018 | 20" X 18" PR1600 Pressure Relief Cushion |
| <input type="checkbox"/> | 7001-2020 | 20" X 20" PR1600 Pressure Relief Cushion |
| <input type="checkbox"/> | 7001-2218 | 22" X 18" PR1600 Pressure Relief Cushion |
| <input type="checkbox"/> | 7001-2220 | 22" X 20" PR1600 Pressure Relief Cushion |
| <br>                     |           |  |
| <input type="checkbox"/> | 7003-1414 | 14" X 14" PR1800 Pressure Relief Cushion |
| <input type="checkbox"/> | 7003-1416 | 14" X 16" PR1800 Pressure Relief Cushion |
| <input type="checkbox"/> | 7003-1616 | 16" X 16" PR1800 Pressure Relief Cushion |
| <input type="checkbox"/> | 7003-1618 | 16" X 18" PR1800 Pressure Relief Cushion |
| <input type="checkbox"/> | 7003-1816 | 18" X 16" PR1800 Pressure Relief Cushion |
| <input type="checkbox"/> | 7003-1818 | 18" X 18" PR1800 Pressure Relief Cushion |
| <input type="checkbox"/> | 7003-2018 | 20" X 18" PR1800 Pressure Relief Cushion |
| <input type="checkbox"/> | 7003-2020 | 20" X 20" PR1800 Pressure Relief Cushion |
| <input type="checkbox"/> | 7003-2218 | 22" X 18" PR1800 Pressure Relief Cushion |
| <input type="checkbox"/> | 7003-2220 | 22" X 20" PR1800 Pressure Relief Cushion |

The **SS1000 Solid Seat** is a drop seat design, made of a durable black HDPE 3/8" thick, with a matte finish. Metal reinforcing pieces are mounted under the HDPE for added strength. Hole pattern accommodates 1" mounting increments. Hardware adjusts from 1" above tube frame to 3" below tube frame. Fits most manual and power chairs. The standard hardware is designed to fit 7/8" to 1" tubing. Please inform us when other sizes are required. The **SS1100 Lite Solid Seat** is the same as the SS1000 with one exception, it has only half the weight.



## SS1000 Solid Seat

- ☐ 4502-01 14" SS1000 Solid Seat, Black
- ☐ 4504-01 16" SS1000 Solid Seat, Black
- ☐ 4506-01 18" SS1000 Solid Seat, Black
- ☐ 4508-01 20" SS1000 Solid Seat, Black
- ☐ 4510-01 22" SS1000 Solid Seat, Black

## SS1100 Lite Solid Seat

- ☐ 4522-01 14" SS1000 Lite Solid Seat, Black
- ☐ 4524-01 16" SS1000 Lite Solid Seat, Black
- ☐ 4526-01 18" SS1000 Lite Solid Seat, Black

## Clamps

- ☐ (2) Swivel Clamps (2 of 1224-01, 7/8" to 1" Clamp Swivel Hold Down, Black)
- ☐ (4) Swivel Clamps (4 of 1224-01, 7/8" to 1" Clamp Swivel Hold Down, Black)
- ☐ (4) Fixed Clamps (4 of 1234-01, 7/8" to 1" Clamp Fixed Hold Down, Black)

| SS1000 & SS1000 Lite Solid Seat Available Sizes |         |         |         |         |         |
|---|---------|---------|---------|---------|---------|
| Size  | 14"     | 16"     | 18"     | 20"     | 22"     |
| Width   | 10 3/4" | 12 3/4" | 14 3/4" | 16 3/4" | 18 3/4" |
| Length  | 16"     | 18"     | 18"     | 19"     | 19"     |

Blank  
Page





# METALCRAFT INDUSTRIES, INC.

## Head Positioning

| <u>Model</u> | <u>Description</u>  | <u>Page #</u>                        |
|--------------|---|--------------------------------------|
| CHR .....    | Contoured Headrest Kits .....                             | 5-1                                  |
| PLOSH .....  | Posterior Lateral Occipital Support Headrest Kits .....   | 5-1                                  |
| PLSH .....   | Posterior Lateral Support Headrest Kits .....             | 5-1                                  |
| HAWC .....   | Head-Support Adjustable Wing Collar Kits .....            | 5-2                                  |
| OCR .....    | Occipital Ring Kits .....                                 | 5-2                                  |
| OCR .....    | Occipital Ring/Anterior Trunk Support Add-On Kits .....   | 5-2                                  |
| HAWC .....   | Head-Support Adjustable Wing Collar Add-On Kits .....     | 5-2                                  |
|              | Headrest Pads .....                                       | 5-3                                  |
|              | P.L.O.S.H. Pads .....                                     | 5-3                                  |
|              | P.L.S.H. Pads .....                                       | 5-3                                  |
|              | Head-Support Adjustable Wing Collar (H.A.W.C.) Pads ..... | 5-4                                  |
|              | Occipital Ring .....                                      | 5-4                                  |
|              | Occipital Angle Bars .....                                | 5-4                                  |
|              | Occipital "T" Bars .....                                  | 5-4                                  |
|              | Tube Mounting Plates (Swingaway & Non-Swingaway) .....    | 5-5                                  |
|              | Cross Tubes .....   | 5-5                                  |
|              | Offset Tube Mounting Plates .....                         | 5-6                                  |
|              | Vertical Tube Slide .....                                 | 5-7                                  |
|              | 90° Tube Slide Bracket .....                              | 5-7                                  |
|              | Multi-Axis Vertical Tube .....                            | 5-8                                  |
|              | Multi-Axis Pad Mount .....                                | 5-8                                  |
|              | Tube-Plates .....   | 5-9                                  |
|              | Swivel Tubes .....  | 5-10                                 |
|              | 1/2" Square Tubing Stop Collar .....                      | >>NEW PRODUCT<< 5-10                 |
|              | Slide Brackets .....                                      | 5-11                                 |
|              | Replacement Covers .....                                  | See Miscellaneous Section Page 11-10 |

## CONTOURED HEADREST KITS - MODEL # CHR

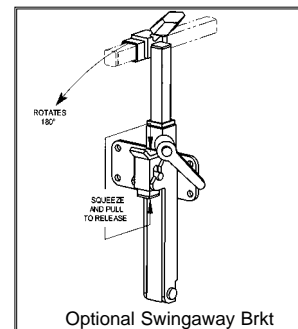
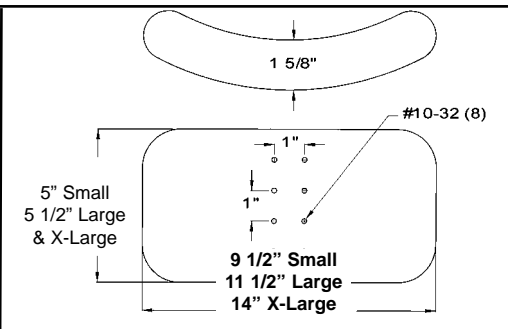
| Part # | Description                               |
|--------|---|
| 5340   | Small Contoured Headrest <b>CHR</b> Kit   |
| 5341   | Large Contoured Headrest <b>CHR</b> Kit   |
| 5342   | X-Large Contoured Headrest <b>CHR</b> Kit |

### Options (SUBstitutions)

|        |   |
|--------|---|
| 9901-U | Swingaway Bracket Upgrade, 8 3/4" Vertical Tube |
| 9905-U | Swingaway Bracket Upgrade, 6 1/4" Vertical Tube |
| 9906-U | Multi-Axis Head Positioning Pad Mount, Upgrade  |
| 9908-U | Multi-Axis Vertical Tube, Upgrade               |

Metalcraft offers three sizes of contoured headrests. All sizes have medial/lateral contouring to provide better contact and encourage the individual to center his/her head. The headrest is upholstered in neoprene backed fabric. When ordered with a seating system, the hardware will be mounted.

**NEOPRENE BACKED & VINYL COLORS**  
Black, Red, Blue, Silver, Maroon, Pink



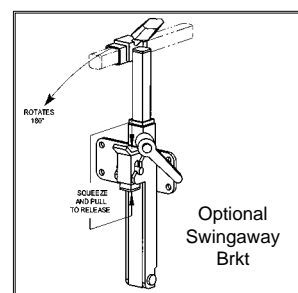
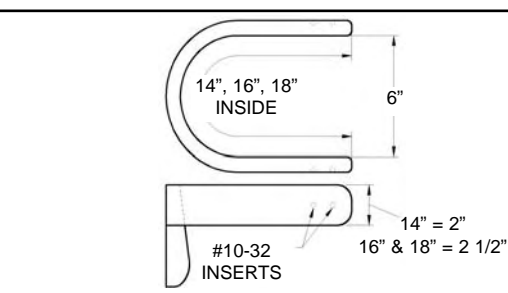
## POSTERIOR LATERAL OCCIPITAL SUPPORT HEADREST KITS - MODEL # PLOSH

| Part # | Description          |
|--------|----------------------|
| 5371   | 14" <b>PLOSH</b> Kit |
| 5372   | 16" <b>PLOSH</b> Kit |
| 5373   | 18" <b>PLOSH</b> Kit |

### Options (SUBstitutions)

|        |   |
|--------|---|
| 9901-U | Swingaway Bracket Upgrade, 8 3/4" Vertical Tube |
| 9905-U | Swingaway Bracket Upgrade, 6 1/4" Vertical Tube |
| 9906-U | Multi-Axis Head Positioning Pad Mount, Upgrade  |
| 9908-U | Multi-Axis Vertical Tube, Upgrade               |

The P.L.O.S.H. is designed to provide both lateral and occipital support. You can alter the amount of occipital support by changing the foam buildup. The lateral support can be varied by bending the headrest to provide the fit and support desired. The headrest has #10-32 threaded inserts which permit you to attach a forehead strap. The headrest includes all the hardware necessary for mounting. When ordered with a seating system, the hardware will be mounted.



## POSTERIOR LATERAL SUPPORT HEADREST KITS - MODEL # PLSH

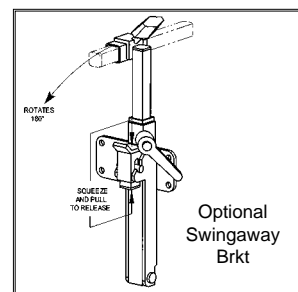
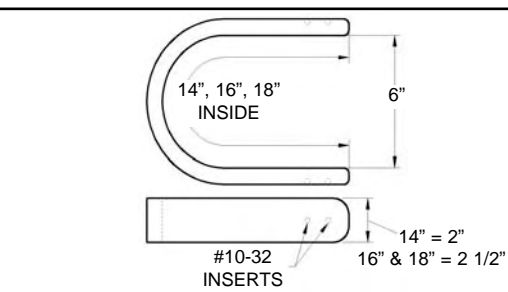
| Part #  | Description         |
|---------|---------------------|
| 5480-20 | 14" <b>PLSH</b> Kit |
| 5480-30 | 16" <b>PLSH</b> Kit |
| 5480-40 | 18" <b>PLSH</b> Kit |



### Options (SUBstitutions)

|        |   |
|--------|---|
| 9901-U | Swingaway Bracket Upgrade, 8 3/4" Vertical Tube |
| 9905-U | Swingaway Bracket Upgrade, 6 1/4" Vertical Tube |
| 9906-U | Multi-Axis Head Positioning Pad Mount, Upgrade  |
| 9908-U | Multi-Axis Vertical Tube, Upgrade               |

The P.L.S.H. is designed to provide lateral support. The lateral support can be varied by bending the headrest to provide the fit and support desired. The headrest has #10-32 threaded inserts which permit you to attach a forehead strap. The headrest includes all the hardware necessary for mounting. When ordered with a seating system, the hardware will be mounted.

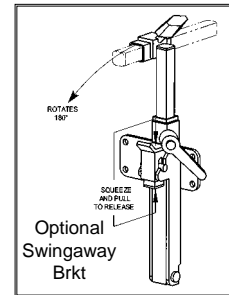
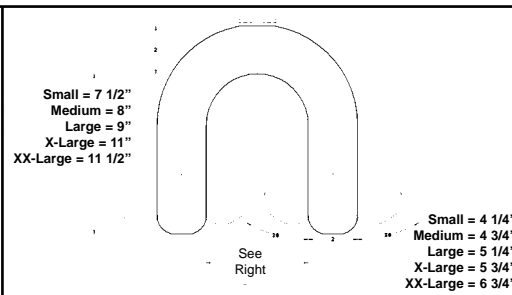


## HEAD-SUPPORT ADJUSTABLE WING COLLAR KITS - MODEL # HAWC

| Part # | Description              |
|--------|--------------------------|
| 5461   | Small <b>HAWC</b> Kit    |
| 5462   | Medium <b>HAWC</b> Kit   |
| 5463   | Large <b>HAWC</b> Kit    |
| 5464   | X-Large <b>HAWC</b> Kit  |
| 5465   | XX-Large <b>HAWC</b> Kit |

| Options |   |
|---------|---|
| 1638-10 | Small HAWC Chin Roll, 1 1/8" Round              |
| 1638-20 | Large HAWC Chin Roll, 1 5/8" Round              |
| 9901-U  | Swingaway Bracket Upgrade, 8 3/4" Vertical Tube |
| 9905-U  | Swingaway Bracket Upgrade, 6 1/4" Vertical Tube |
| 9906-U  | Multi-Axis Head Positioning Pad Mount, Upgrade  |
| 9908-U  | Multi-Axis Vertical Tube, Upgrade               |

The H.A.W.C. is designed to provide support at the occiput to promote capital flexion and at the mandibles to limit lateral head tilt. The anterior wings of the collar can be rotated medial/lateral by up to 30° to better align with the mandibles. The tension on the rotating anterior wings can be tightened to prevent movement. The H.A.W.C. has snap fasteners to easily attach the optional Chin Roll. The H.A.W.C. is not designed to be used as an anterior trunk support.



## OCCIPITAL RINGS/RIGID ANTERIOR TRUNK SUPPORT KITS - MODEL # OCR

| Part # | Description                               |
|--------|---|
| 5350   | Small Child Occipital Ring <b>OCR</b> Kit |
| 5351   | Large Child Occipital Ring <b>OCR</b> Kit |
| 5352   | Small Adult Occipital Ring <b>OCR</b> Kit |
| 5353   | Large Adult Occipital Ring <b>OCR</b> Kit |

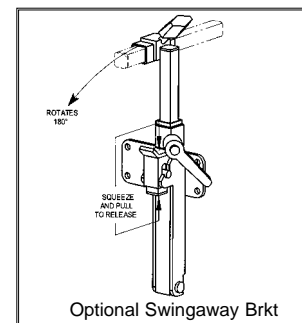
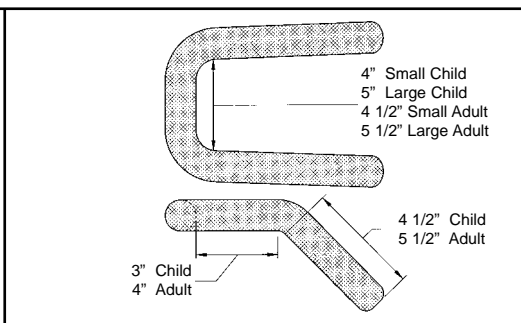
### Options (SUBstitutions)

|        |   |
|--------|---|
| 9901-U | Swingaway Bracket Upgrade, 8 3/4" Vertical Tube |
| 9905-U | Swingaway Bracket Upgrade, 6 1/4" Vertical Tube |
| 9906-U | Multi-Axis Head Positioning Pad Mount, Upgrade  |
| 9908-U | Multi-Axis Vertical Tube, Upgrade               |

The occipital ring can be positioned to provide improved head and neck positioning and/or to act as a rigid anterior trunk support. Metalcraft offers four sizes of occipital rings. The proper size depends not only on the size of your client but on the intended usage.

The occipital ring has tubular foam padding and is covered with a removable neoprene backed Black Spandex slipcover. The occipital ring includes all the hardware necessary for mounting.

(When ordered with a system, the brackets will be mounted)



## ADD-ON KITS - MODEL # OCR & HAWC

These kits are designed to add an Occipital Ring/Rigid Anterior Trunk Support or a H.A.W.C. to Metalcraft's other head positioning devices. It comes with all the hardware necessary to interface with existing Metalcraft head positioning hardware.

| Part # | Description                                      |
|--------|--|
| 5380   | Small Child Occipital Ring <b>OCR</b> Add-On Kit |
| 5381   | Large Child Occipital Ring <b>OCR</b> Add-On Kit |
| 5382   | Small Adult Occipital Ring <b>OCR</b> Add-On Kit |
| 5383   | Large Adult Occipital Ring <b>OCR</b> Add-On Kit |

### Options

|        |   |
|--------|---|
| 9907-U | Multi-Axis Add-On Pad, Mounting Upgrade |
|--------|---|

| Part # | Description                     |
|--------|---------------------------------|
| 5471   | Small <b>HAWC</b> Add-On Kit    |
| 5472   | Medium <b>HAWC</b> Add-On Kit   |
| 5473   | Large <b>HAWC</b> Add-On Kit    |
| 5474   | X-Large <b>HAWC</b> Add-On Kit  |
| 5475   | XX-Large <b>HAWC</b> Add-On Kit |

### Options

|         |   |
|---------|---|
| 1638-10 | Small HAWC Chin Roll, 1 1/8" Round      |
| 1638-20 | Large HAWC Chin Roll, 1 5/8" Round      |
| 9907-U  | Multi-Axis Add-On Pad, Mounting Upgrade |



METALCRAFT INDUSTRIES, INC. • (888) 399-3232 • fax: (608) 835-9180 • email: Customer-Service@Metalcraft-Industries.com

## HEAD POSITIONING

## CONTOURED HEADREST PADS

### Part #

### Description

- 1451 Small Contoured Headrest Pad  
1461 Large Contoured Headrest Pad  
1463 X-Large Contoured Headrest Pad

Made of steel and plated to resist corrosion. Has a recess for two rows of #10-32 press nuts (1" centers). Contoured on both ends. Padded with 1" open cell foam, 3/8" closed cell foam and cover.

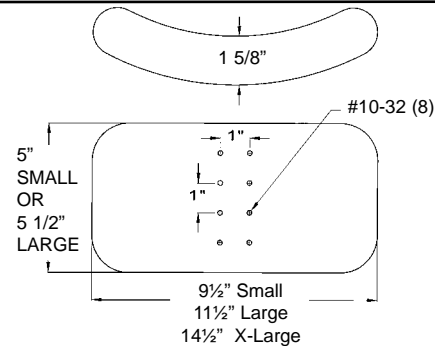
### NEOPRENE BACKED & VINYL COLORS

Black, Red, Blue, Silver, Maroon, Pink

Headrest Pads Only



Includes (4) #10-32 x 5/16" RHPD Screws



## POSTERIOR LATERAL OCCIPITAL SUPPORT HEADREST PADS

5

### Part #

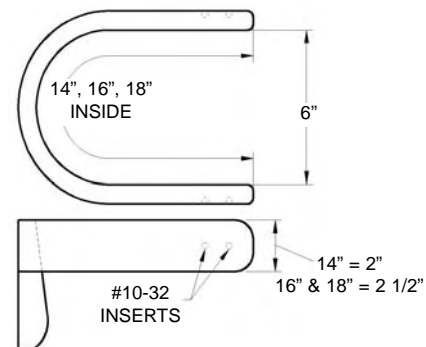
### Description

- 1891-21 14" PLOSH Pad  
1892-21 16" PLOSH Pad  
1893-21 18" PLOSH Pad

The P.L.O.S.H. is designed to provide both lateral and occipital support. The lateral support can be varied by bending the headrest to provide the fit and support desired. The headrest has #10-32 threaded inserts which permit you to attach a forehead strap.



Includes (4) #10-32 x 5/16" RHPD Screws



## POSTERIOR LATERAL SUPPORT HEADREST PADS

### Part #

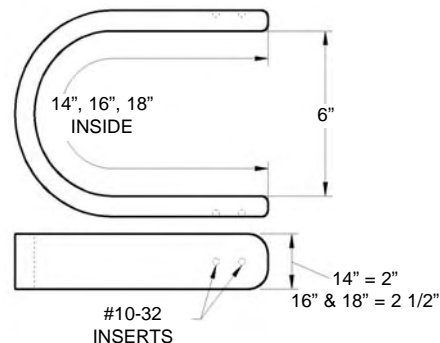
### Description

- 1880-20 14" PLSH Pad  
1880-30 16" PLSH Pad  
1880-40 18" PLSH Pad

The P.L.S.H. is designed to provide lateral support. The lateral support can be varied by bending the headrest to provide the fit and support desired. The headrest has #10-32 threaded inserts which permit you to attach a forehead strap.



Includes (4) #10-32 x 5/16" RHPD Screws



## HEAD-SUPPORT ADJUSTABLE WING COLLAR PADS


| Part #  | Description       |
|---------|-------------------|
| 1640-20 | Small HAWC Pad    |
| 1640-30 | Medium HAWC Pad   |
| 1640-40 | Large HAWC Pad    |
| 1640-50 | X-Large HAWC Pad  |
| 1640-60 | XX-Large HAWC Pad |

### Options

|         |                                    |
|---------|------------------------------------|
| 1638-10 | Small HAWC Chin Roll, 1 1/8" Round |
| 1638-20 | Large HAWC Chin Roll, 1 5/8" Round |

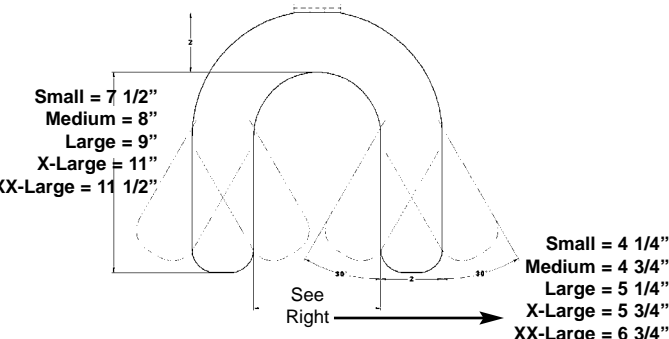
The H.A.W.C. is designed to provide support at the occiput to promote capital flexion and at the mandibles to limit lateral head tilt. The anterior wings of the collar can be rotated medial/lateral by up to 30° to better align with the mandibles. The tension on the rotating anterior wings can be tightened to prevent movement. The H.A.W.C. has snap fasteners to easily attach the optional Chin Roll.

H.A.W.C. Pad ONLY



Shown With Optional Large Chin Roll Attached

Includes (2) 1/4"-20 x 1/2" SHHD Screws



Small = 7 1/2"  
Medium = 8"  
Large = 9"  
X-Large = 11"  
XX-Large = 11 1/2"

Small = 4 1/4"  
Medium = 4 3/4"  
Large = 5 1/4"  
X-Large = 5 3/4"  
XX-Large = 6 3/4"


See Right

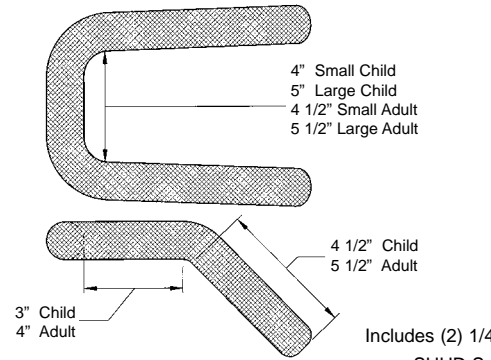
## OCCIPITAL RINGS

5

| Part # | Description                    |
|--------|--------------------------------|
| 1465   | Small Child Occipital Ring Pad |
| 1466   | Large Child Occipital Ring Pad |
| 1467   | Small Adult Occipital Ring Pad |
| 1468   | Large Adult Occipital Ring Pad |

For head, neck, trunk, and shoulder positioning. Made of high strength aluminum alloy ring, padded with high density tubular foam and covered with a Spandex form fitting slipcover.





4" Small Child  
5" Large Child  
4 1/2" Small Adult  
5 1/2" Large Adult


4 1/2" Child  
5 1/2" Adult

3" Child  
4" Adult

Includes (2) 1/4"-20 x 1/2" SHHD Screws

## OCCIPITAL ANGLE BAR

| Part # | Description                   |
|--------|-------------------------------|
| 1681   | Small Occipital Angle Bar Pad |
| 1683   | Large Occipital Angle Bar Pad |




3" Small  
4" Large

1 1/2" Dia. Foam

Includes (2) 1/4"-20 x 1/2" SHHD Screws

## OCCIPITAL "T" BAR

| Part # | Description         |
|--------|---------------------|
| 1670   | Occipital T-Bar Pad |



6 3/8"

1 1/2" Dia. Foam

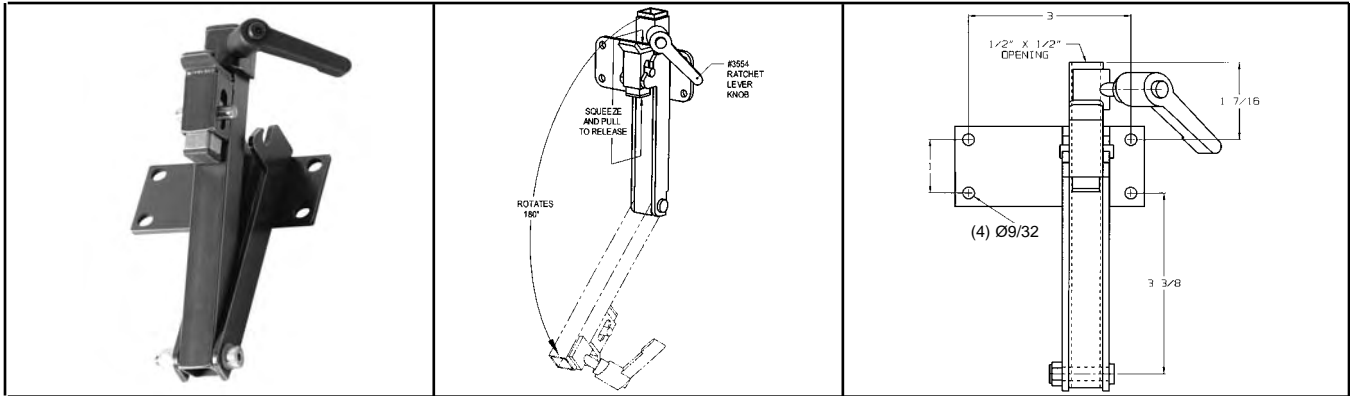
Includes (2) 1/4"-20 x 1/2" SHHD Screws



## SWINGAWAY SINGLE TUBE MOUNTING PLATE

| Part #  | Description                                 |
|---------|---|
| 1540-01 | Swingaway Single Tube Mounting Plate, Black |

This mounting bracket allows the attachments to swing away without changing the attachment settings or disrupting the clients position.

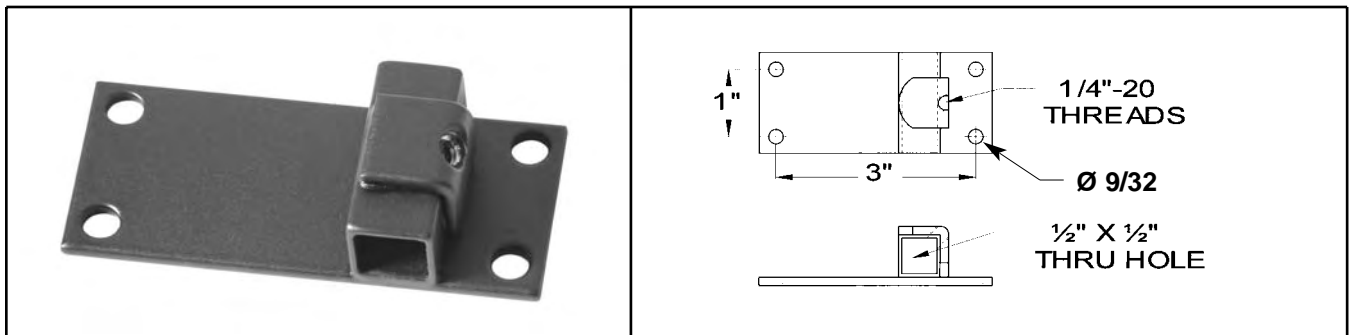


## SINGLE TUBE MOUNTING PLATE

5

| SST #   | Black # | Description            |
|---------|---------|------------------------|
| 1534-00 | 1534-01 | Single Tube Mtg. Plate |

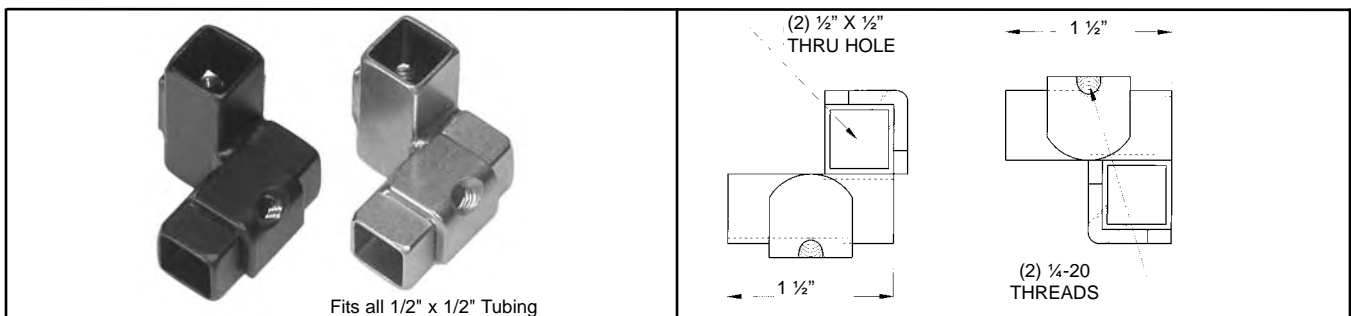
This mounting plate is designed to be used with a #1533 Vertical Tube Slide, where only one positioning device is needed. Made of 1/8" stainless steel and 5/8" sq. stainless steel tubing. Threaded 1/4"-20 for tightening down on 1/2" sq. tubing, which can pass through opening. Black parts have a durable powder coated finish.



## 90° CROSS TUBE SLIDE

| SST #   | Black # | Description          |
|---------|---------|----------------------|
| 1536-00 | 1536-01 | 90° Cross Tube Slide |

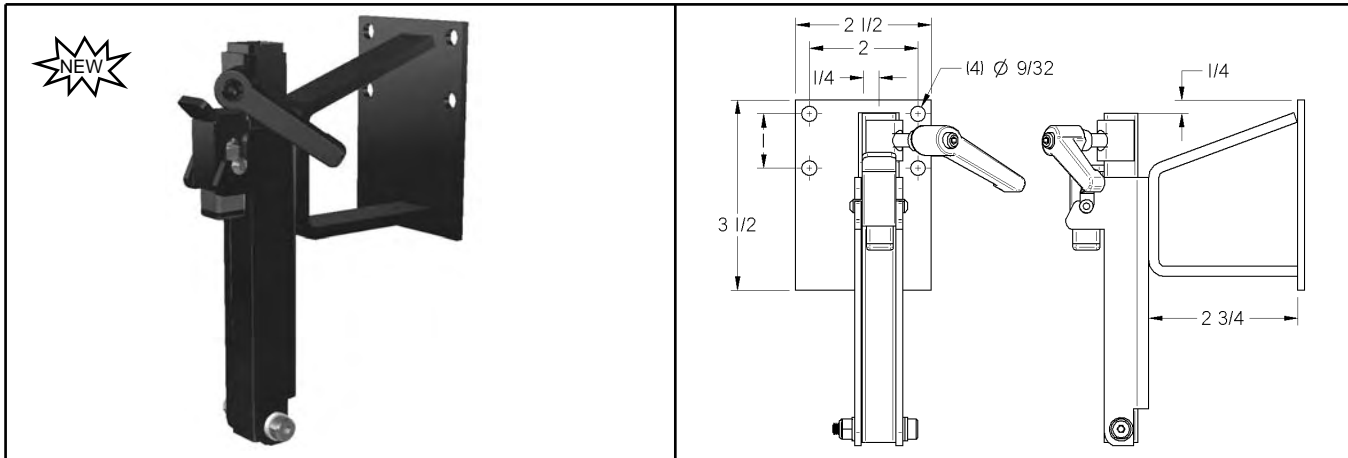
Designed for use with the #1533 90° Vertical Tube slide. Used to mount additional positioning devices to the same 90° Vertical Tube. Black parts have a durable powder coated finish.



## OFFSET SWINGAWAY SINGLE TUBE MOUNTING

| Part #  | Description                                 |
|---------|---|
| 1525-35 | Offset Swingaway Single Tube Mounting Plate |

This Offset Swingaway Single Tube Mounting Plate is designed to give an additional 2 3/4" of space between the back surface and the center of the square tube. This additional space is needed for some special hardware items, such as the Multi-Axis hardware, or allows for additional posterior adjustment of head positioning devices when needed.

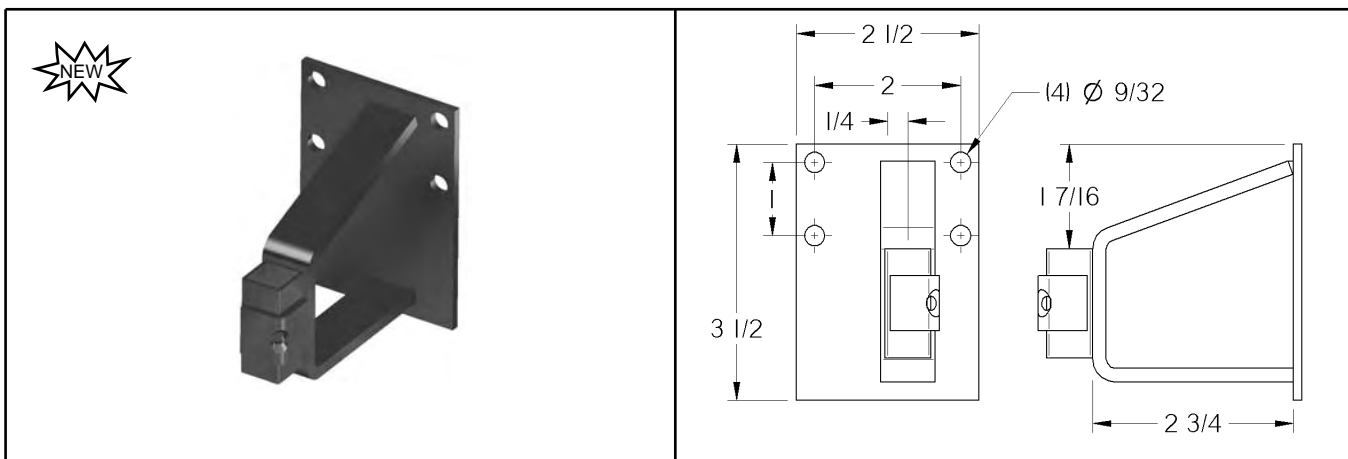


5

## OFFSET SINGLE TUBE MOUNTING

| Part #  | Description                       |
|---------|-----------------------------------|
| 1525-34 | Offset Single Tube Mounting Plate |

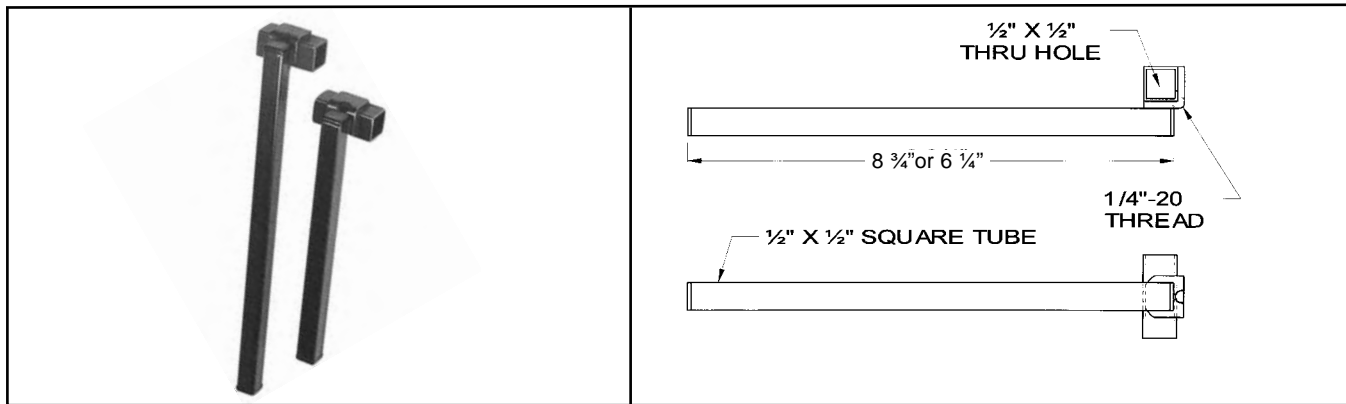
This Offset Single Tube Mounting Plate is designed to give an additional 2 3/4" of space between the back surface and the center of the square tube. This additional space is needed for some special hardware items, such as the Multi-Axis hardware, or allows for additional posterior adjustment of head positioning devices when needed.



## 90° VERTICAL TUBE SLIDE

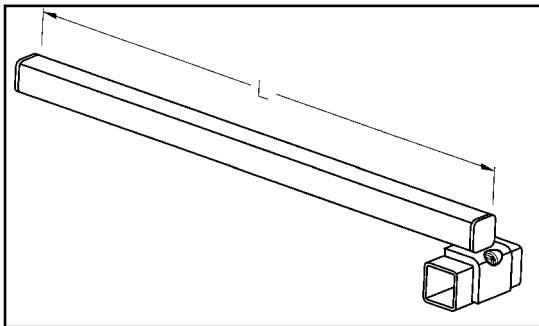
| SST #   | Black # | Description                    |
|---------|---------|--------------------------------|
| 1532-00 | 1532-01 | 6 1/4" 90° Vertical Tube Slide |
| 1533-00 | 1533-01 | 8 3/4" 90° Vertical Tube Slide |

Designed to be used when a heavy duty mounting support is required. Made from stainless steel tubing.



## CUSTOM 90° VERTICAL TUBE

| Part #       | Description                     | Lead Time |
|--------------|---------------------------------|-----------|
| X10500-01-00 | Custom 90° Vertical Tube        | 5 Days    |
| X10500-01-01 | Custom 90° Vertical Tube, Black | 3 Weeks   |

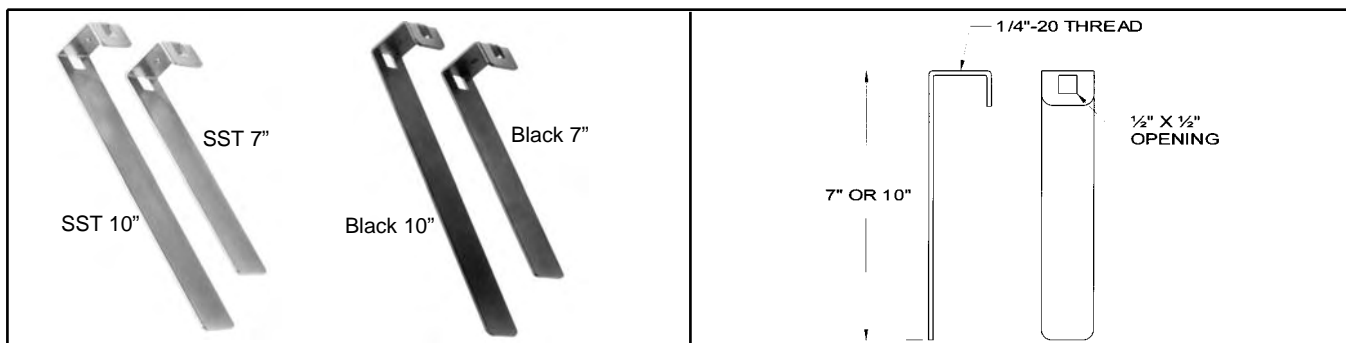


|   | MIN | CUSTOM DIMENSION | MAX |
|---|-----|------------------|-----|
| L | 4"  |                  | 16" |

## 90° TUBE SLIDE BRACKET

| SST #   | Black # | Description            |
|---------|---------|------------------------|
| 1107-00 | 1107-01 | 7" Tube Slide Bracket  |
| 1106-00 | 1106-01 | 10" Tube Slide Bracket |

Can be used when mounting headrests. The 1/2" square through hole allows 1/2" square tubes to be adjusted. Made of 1/8" x 1 1/2" stainless steel with a 1/4-20 threaded hole for positioning knob. Knobs are ordered separately, see fastener page in miscellaneous section for knob choices. Black parts have a durable powder coated finish.

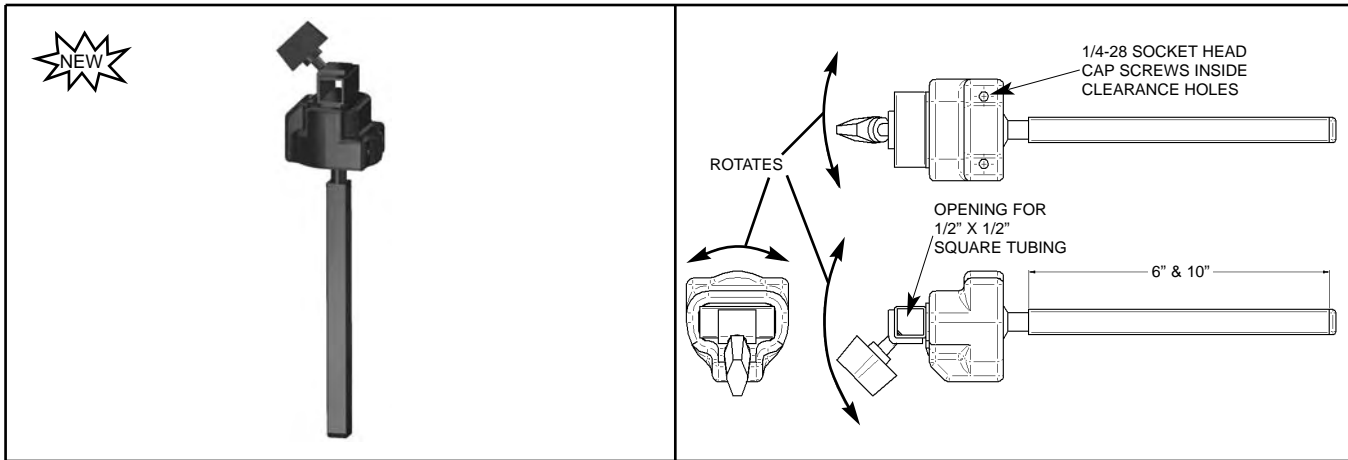




## MULTI-AXIS VERTICAL TUBE ASSEMBLY

| Part #  | Description                            |
|---------|--|
| 1525-40 | Multi-Axis Vertical Tube Assembly, 6"  |
| 1525-50 | Multi-Axis Vertical Tube Assembly, 10" |

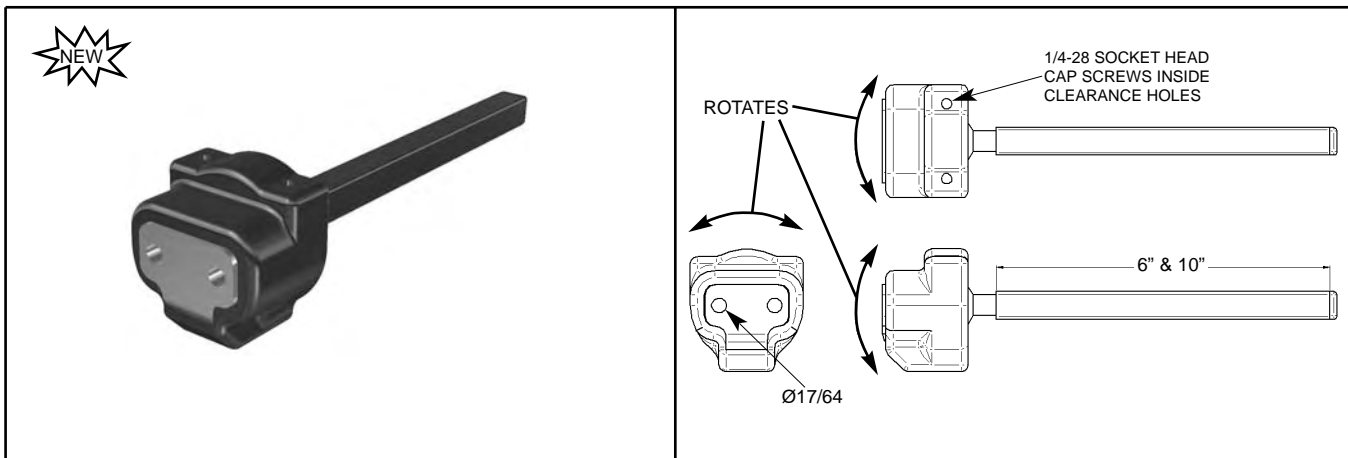
Sometimes referred to as a "Ball & Socket" mounting, these assemblies are used with a tube mount to give you a wide range of angle possibilities to position devices exactly where your clients need them. The assembly parts are all made of durable stainless steel.



## MULTI-AXIS PAD MOUNT ASSEMBLY

| Part #  | Description                        |
|---------|------------------------------------|
| 1525-41 | Multi-Axis Pad Mount Assembly, 6"  |
| 1525-51 | Multi-Axis Pad Mount Assembly, 10" |

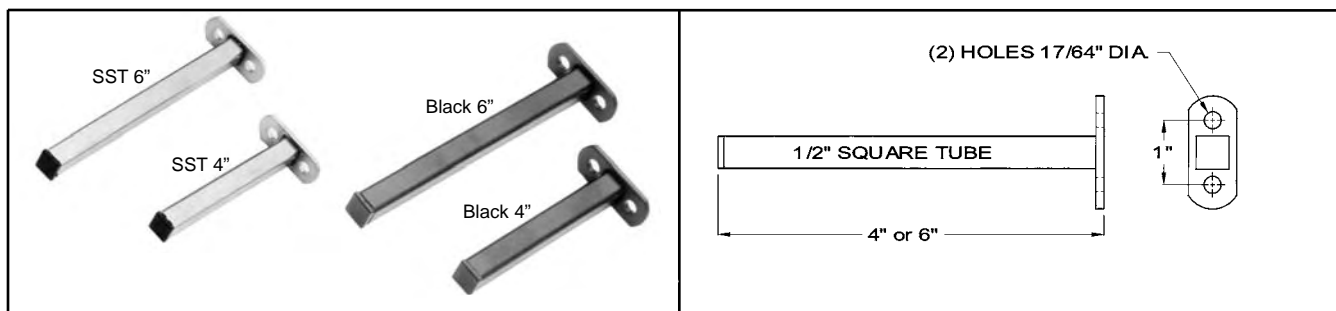
These brackets are designed to mount a positioning device at positions other than parallel to the back. Sometimes referred to as a "Ball & Socket" mounting, these assemblies are used with a vertical tube to give you a wide range of angle possibilities to position devices exactly where you need them. The assembly parts are all made of durable stainless steel.



## "T" TUBE-PLATE WELDMENT

| SST #   | Black # | Description                |
|---------|---------|----------------------------|
| 1521-00 | 1521-01 | 4" "T" Tube-Plate Weldment |
| 1522-00 | 1522-01 | 6" "T" Tube-Plate Weldment |

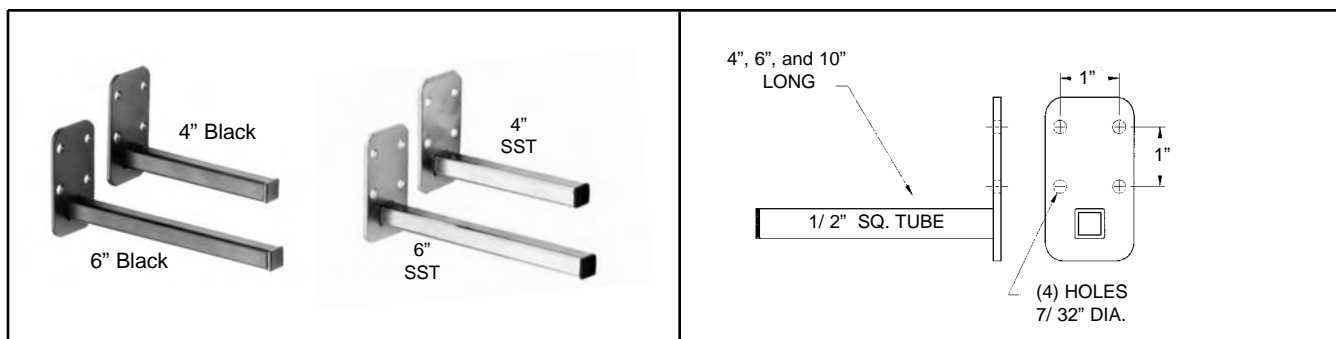
Made from stainless steel tubing, TIG welded to a 1/8" stainless plate. Can be used with a tube slide bracket for mounting a headrest, occipital bars or occipital rings.



## 90° TUBE-PLATE WELDMENT

| SST #   | Black # | Description                 |
|---------|---------|-----------------------------|
| 1511-00 | 1511-01 | 90° Tube Plate Weldment 4"  |
| 1512-00 | 1512-01 | 90° Tube Plate Weldment 6"  |
| 1513-00 | 1513-01 | 90° Tube Plate Weldment 10" |

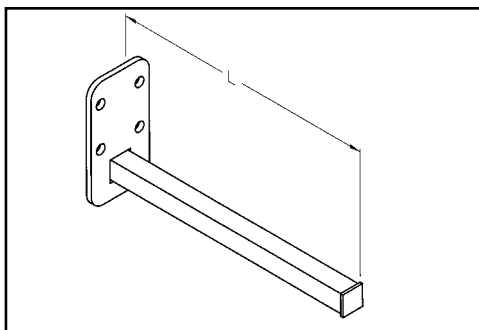
Designed for headrest mounting, constructed of stainless steel, 1/2" square tube welded to a plate with #10 holes on 1" centers.



## CUSTOM 90° TUBE PLATE WELDMENT

| Part #       | Description                           | Lead Time |
|--------------|---------------------------------------|-----------|
| X10500-02-00 | Custom 90° Tube Plate Weldment        | 5 Days    |
| X10500-02-01 | Custom 90° Tube Plate Weldment, Black | 3 Weeks   |

To order this custom part, please copy this page, fill in the custom dimension in the chart below, and fax the page to us with your order. This custom part is also available in standard stocked sizes, see above.

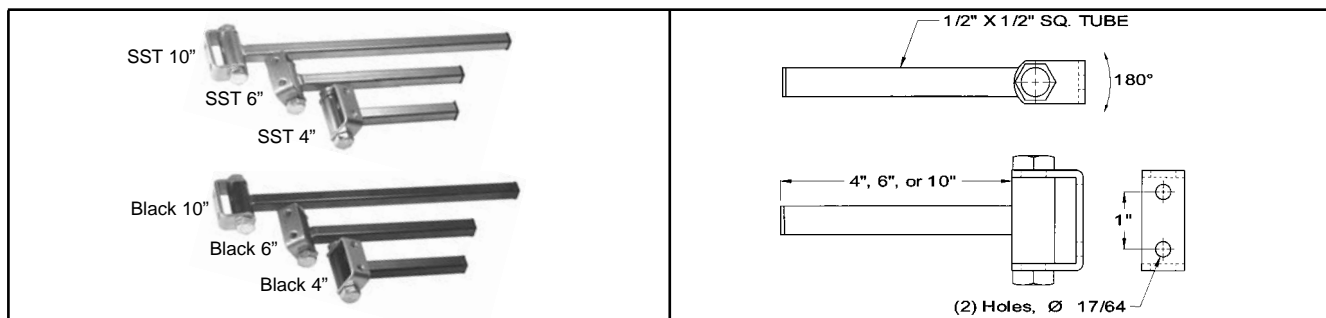


|   | MIN | CUSTOM DIMENSION | MAX |
|---|-----|------------------|-----|
| L | 2"  |                  | 16" |

## SWIVEL TUBES W/HINGE BRACKET

| SST #   | Black # | Description                  |
|---------|---------|------------------------------|
| 1501-00 | 1501-01 | Swivel Tube w/Hinge Brkt 4"  |
| 1502-00 | 1502-01 | Swivel Tube w/Hinge Brkt 6"  |
| 1503-00 | 1503-01 | Swivel Tube w/Hinge Brkt 10" |

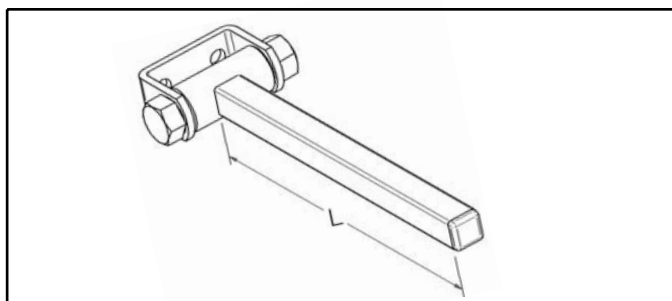
For use with an occipital ring or headrest and with a 90° 1/2" tube slide bracket, or 90° vertical tube slide (See #1107 or #1533). Constructed of stainless steel. Assembled with 7/16" - 20 Hex Head - Grade 5 Cap Screw.



## CUSTOM SWIVEL TUBE WELDMENT

| Part #       | Description                        | Lead Time |
|--------------|------------------------------------|-----------|
| X10500-03-00 | Custom Swivel Tube Weldment        | 5 Days    |
| X10500-03-01 | Custom Swivel Tube Weldment, Black | 3 Weeks   |

To order this custom part, please copy this page, fill in the custom dimension in the chart below, and fax the page to us with your order. This custom part is also available in standard stocked sizes, see above.

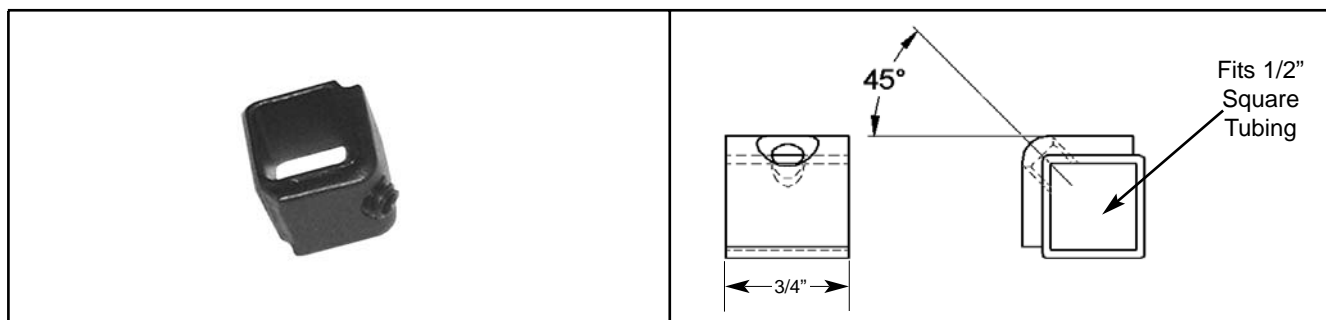


|   | MIN | CUSTOM DIMENSION | MAX |
|---|-----|------------------|-----|
| L | 2"  |                  | 16" |

## 1/2" SQUARE TUBING STOP COLLAR

| Black # | Description                    |
|---------|--------------------------------|
| 1538-01 | 1/2" Square Tubing Stop Collar |

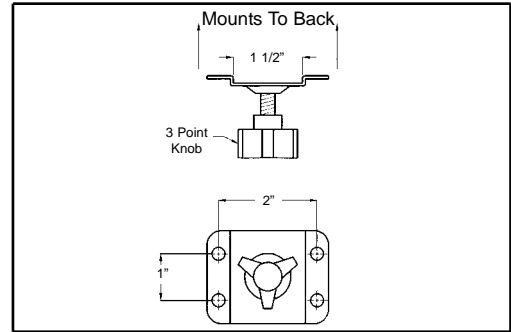
Used to maintain positioning device location for applications where positioning device must be routinely removed. Place on 1/2" square tubing and lock in position with set screw.



## SLIDE BRACKET HARDWARE KITS

Complete hardware kits for use with brackets that require sliding movement. Kit contains 1 Slide Bracket, 1 Knob and fasteners for mounting. Use with brackets up to 3/16" thick.

| Black # | Description                         |
|---------|-------------------------------------|
| 3695-01 | 1 1/2" Half Slide Mounting Brkt Kit |




## SLIDE BRACKETS

| Black # | Description                         |
|---------|-------------------------------------|
| 1104-00 | 1 1/2" HD Half Slide Bracket, SST   |
| 1104-01 | 1 1/2" HD Half Slide Bracket, Black |

These brackets are used in a variety of positioning support areas. Four 17/64" mounting holes. Deburred for a smooth finish. Used in conjunction with flat bar brackets, it provides infinite adjustment, support, and locked positioning. Use with brackets up to 3/16" thick. Made of stainless steel, embossed and assembled with a 1/4"-20 weld nut.

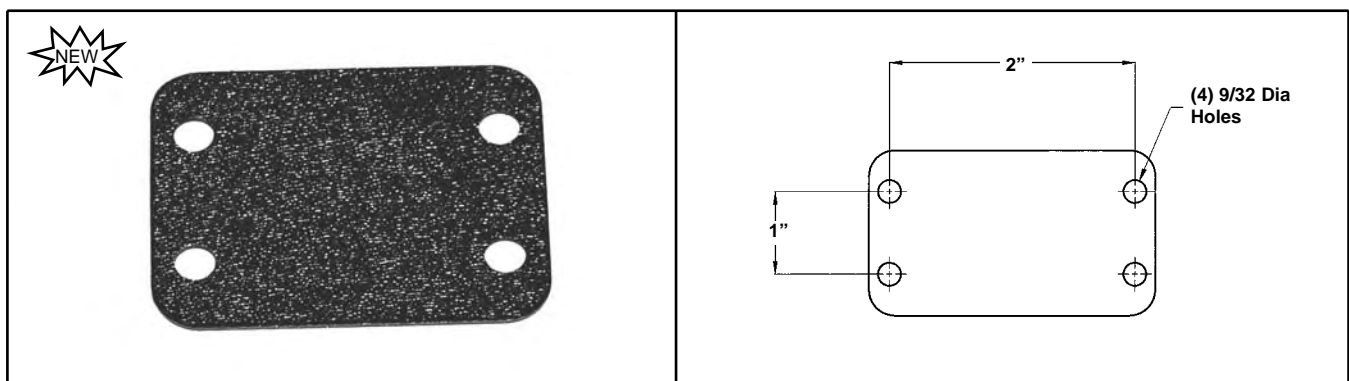
5



## BACKING PLATES

| Part # | Description                 |
|--------|-----------------------------|
| 1092   | HD Half Slide Backing Plate |

Backing plates are designed to be mounted between the Slide Brackets and a fabric covered back. This is to help prevent damage to material when other brackets are slid in and out of the Slide Bracket. The backing plate can easily be modified to be used as spacers in other applications. Backing plates are made of .060" thick ABS.





# METALCRAFT INDUSTRIES, INC.

## Anterior Trunk Positioning

| Model | Description                                 | Page #                               |
|-------|---|--------------------------------------|
| OCR   | Occipital Ring/Rigid Anterior Trunk Support | 6-1                                  |
|       | Flexible Anterior Trunk Support Kits        | 6-1                                  |
| OCR   | Occipital Rings                             | 6-2                                  |
|       | Interface Hardware & Custom Swivel Tube     | 6-2                                  |
|       | Mounting Plates (Swingaway & Non-Swingaway) | 6-3                                  |
|       | 90° Cross Tubes                             | 6-3                                  |
|       | 90° Vertical Tube Slides                    | 6-4                                  |
|       | 90° Tube Slide Bracket                      | 6-4                                  |
|       | Multi-Axis Vertical Tube                    | 6-5                                  |
|       | Multi-Axis Pad Mount                        | 6-5                                  |
|       | 1/2" Square Tubing Stop Collar              | >> NEW PRODUCT<< 6-5                 |
|       | Slide Brackets & Backing Plates             | 6-6                                  |
|       | Replacement Covers                          | See Miscellaneous Section Page 11-10 |

## OCCIPITAL RINGS/RIGID ANTERIOR TRUNK SUPPORT KITS - MODEL # OCR

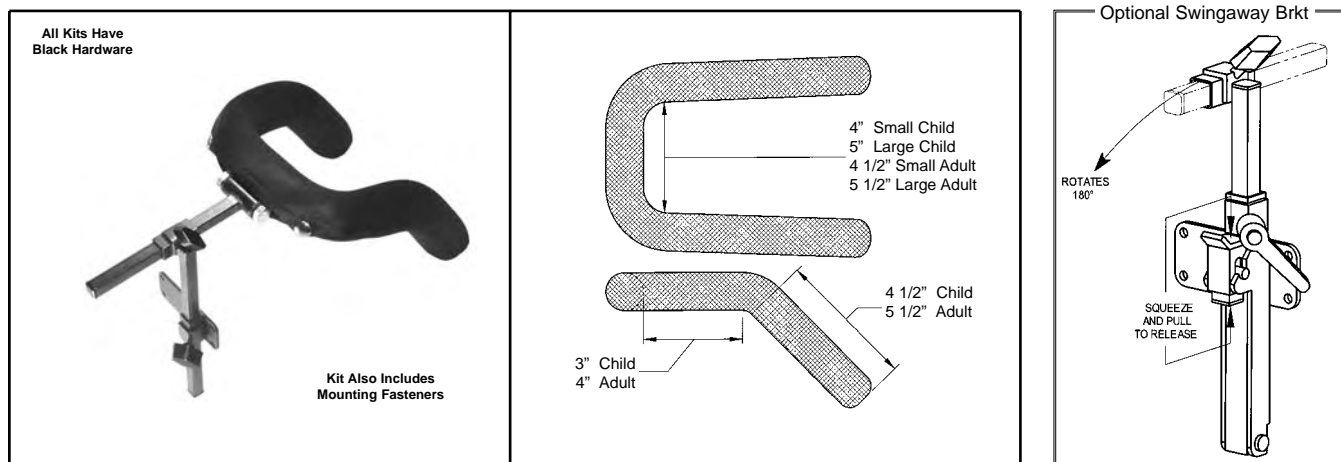
| Part # | Description                               |
|--------|---|
| 5350   | Small Child Occipital Ring <b>OCR Kit</b> |
| 5351   | Large Child Occipital Ring <b>OCR Kit</b> |
| 5352   | Small Adult Occipital Ring <b>OCR Kit</b> |
| 5353   | Large Adult Occipital Ring <b>OCR Kit</b> |

### Options (SUBstitutions)

|        |   |
|--------|---|
| 9901-U | Swingaway Bracket Upgrade, 8 3/4" Vertical Tube |
| 9905-U | Swingaway Bracket Upgrade, 6 1/4" Vertical Tube |
| 9906-U | Multi-Axis Head Positioning Pad Mount, Upgrade  |
| 9908-U | Multi-Axis Vertical Tube, Upgrade               |

The occipital ring can be positioned to provide improved head and neck positioning and/or to act as a rigid anterior trunk support. Metalcraft offers four sizes of occipital rings. The proper size depends not only on the size of your client but on the intended usage.

The occipital ring has tubular foam padding and is covered with a removable neoprene backed Spandex slipcover. The occipital ring includes all the hardware necessary for mounting. (When ordered with a system, the brackets will be mounted)

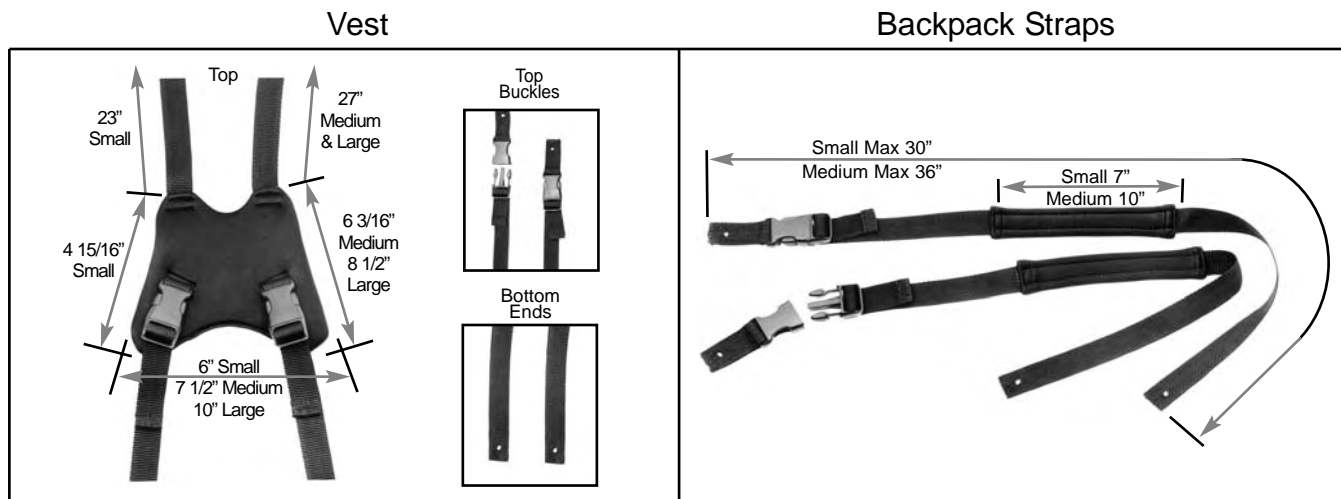


## FLEXIBLE ANTERIOR TRUNK SUPPORT KITS

| Part # | Description                          |
|--------|--------------------------------------|
| 5300   | Small Vest                           |
| 5301   | Medium Vest                          |
| 5302   | Large Vest                           |
| 5305   | Small Vest w/Padded Shoulder Straps  |
| 5306   | Medium Vest w/Padded Shoulder Straps |
| 5307   | Large Vest w/Padded Shoulder Straps  |
| 5310   | Backpack Straps, 1", Small, Pair     |
| 5311   | Backpack Straps, 1", Medium, Pair    |

Vests have a vinyl interior for strength and neoprene backed Spandex on the front and rear to provide padding and comfort. Four 1" side release plastic buckles allow easy adjustment and quick entry/exit.

The backpack straps are made from nylon webbing and have neoprene backed Spandex padding for comfort. The side release plastic buckles are used for easy adjustment and quick entry/exit.

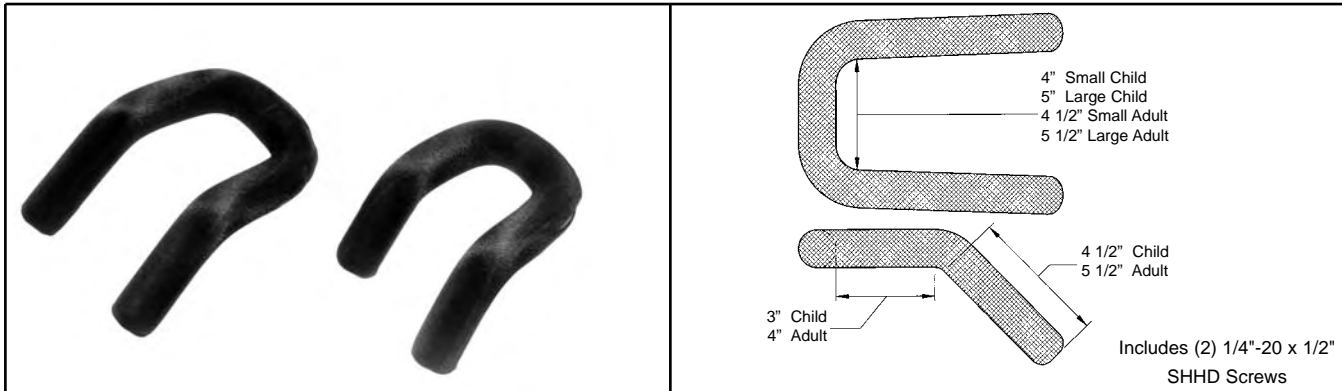




## OCCIPITAL RINGS

| Part # | Description                |
|--------|----------------------------|
| 1465   | Small Child Occipital Ring |
| 1466   | Large Child Occipital Ring |
| 1467   | Small Adult Occipital Ring |
| 1468   | Large Adult Occipital Ring |

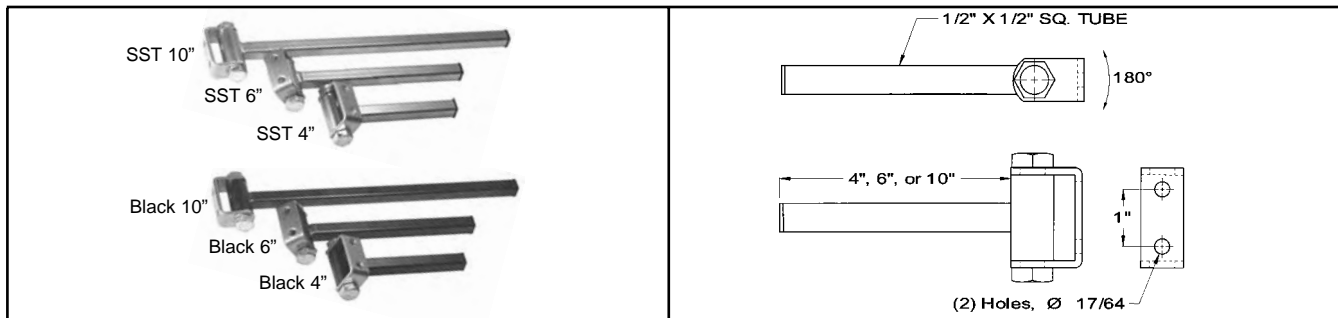
For head, neck, trunk, and shoulder positioning.  
Made of high strength aluminum alloy ring, padded with high density tubular foam and covered with a Spandex form fitting slipcover.



## SWIVEL TUBES W/HINGE BRACKET

| SST #   | Black # | Description                  |
|---------|---------|------------------------------|
| 1501-00 | 1501-01 | Swivel Tube w/Hinge Brkt 4"  |
| 1502-00 | 1502-01 | Swivel Tube w/Hinge Brkt 6"  |
| 1503-00 | 1503-01 | Swivel Tube w/Hinge Brkt 10" |

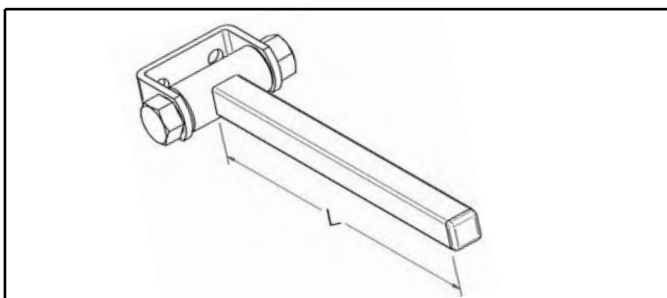
For use with an occipital ring or headrest and with a 90° 1/2" tube slide bracket, or 90° vertical tube slide (See #1107 or #1533). Constructed of stainless steel. Assembled with 7/16" - 20 Hex Head - Grade 5 Cap Screw.



## CUSTOM SWIVEL TUBE WELDMENT

| Part #       | Description                        | Lead Time |
|--------------|------------------------------------|-----------|
| X10500-03-00 | Custom Swivel Tube Weldment        | 5 Days    |
| X10500-03-01 | Custom Swivel Tube Weldment, Black | 3 Weeks   |

To order this custom part, please copy this page, fill in the custom dimension in the chart below, and fax the page to us with your order. This custom part is also available in standard stocked sizes, see above.

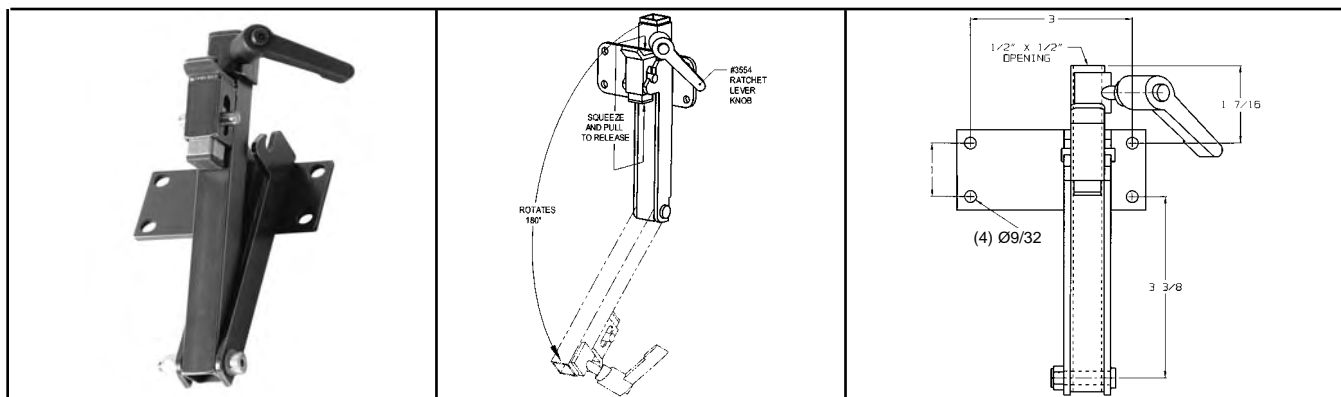


|   | MIN | CUSTOM DIMENSION | MAX |
|---|-----|------------------|-----|
| L | 2"  |                  | 16" |

## SWINGAWAY SINGLE TUBE MOUNTING PLATE

| Part #  | Description                                 |
|---------|---|
| 1540-01 | Swingaway Single Tube Mounting Plate, Black |

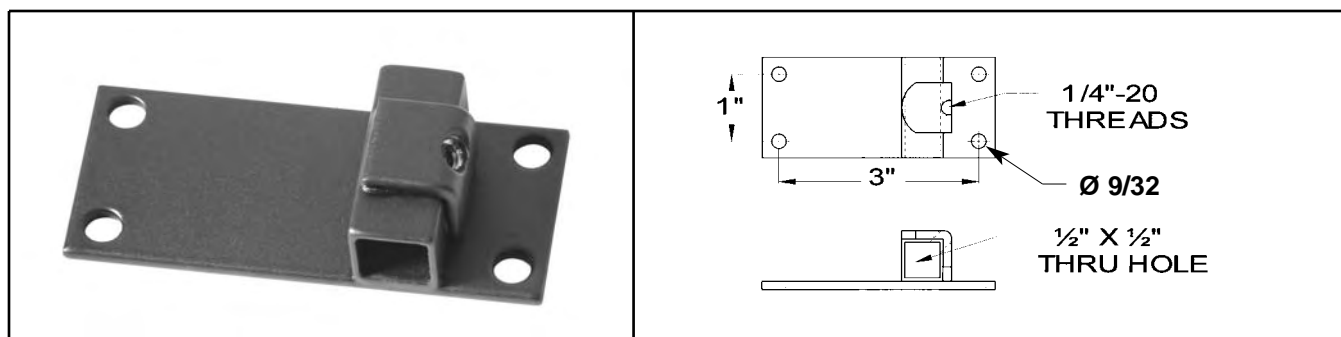
This mounting bracket allows the attachments to swing away without changing the attachment settings or disrupting the clients position.



## SINGLE TUBE MOUNTING PLATE

| SST #   | Black # | Description            |
|---------|---------|------------------------|
| 1534-00 | 1534-01 | Single Tube Mtg. Plate |

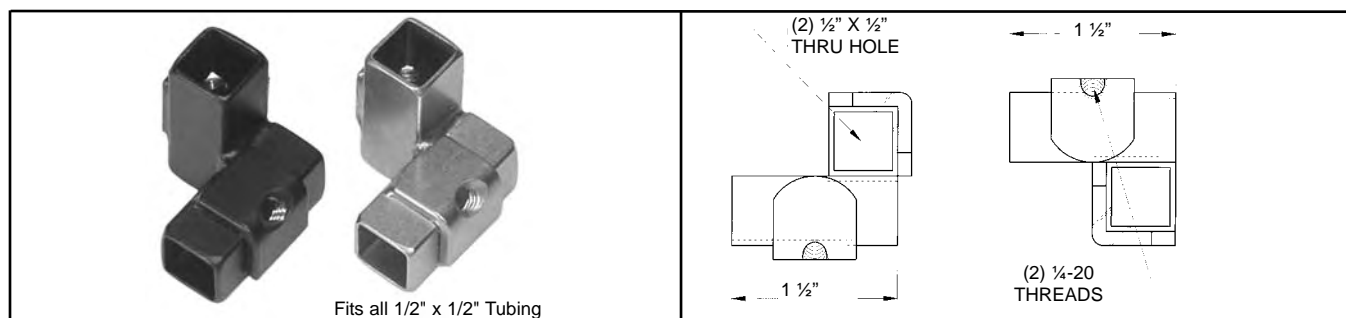
This mounting plate is designed to be used with a #1533 Vertical Tube Slide, where only one positioning device is needed. Made of 1/8" stainless steel and 5/8" sq. stainless steel tubing. Threaded 1/4"-20 for tightening down on 1/2" sq. tubing, which can pass through opening. Black parts have a durable powder coated finish.



## 90° CROSS TUBE SLIDE

| SST #   | Black # | Description          |
|---------|---------|----------------------|
| 1536-00 | 1536-01 | 90° Cross Tube Slide |

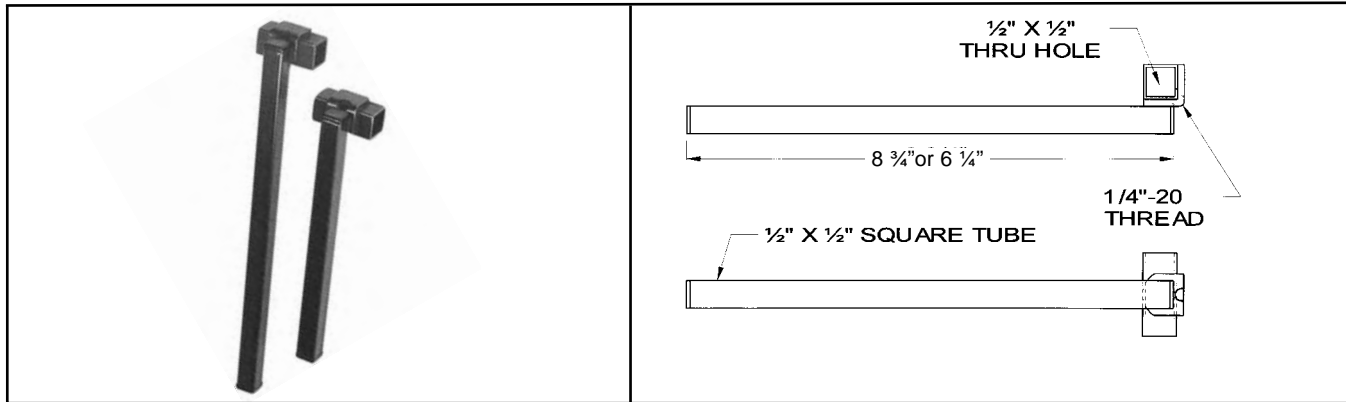
Designed for use with the #1533 90° Vertical Tube slide. Used to mount additional positioning devices to the same 90° Vertical Tube. Black parts have a durable powder coated finish.



## 90° VERTICAL TUBE SLIDE

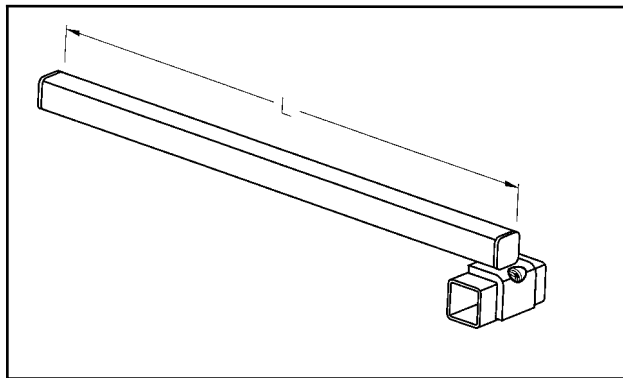
| SST #   | Black # | Description                    |
|---------|---------|--------------------------------|
| 1532-00 | 1532-01 | 6 1/4" 90° Vertical Tube Slide |
| 1533-00 | 1533-01 | 8 3/4" 90° Vertical Tube Slide |

Designed to be used when a heavy duty mounting support is required. Made from stainless steel tubing.



## CUSTOM 90° VERTICAL TUBE

| Part #       | Description                     | Lead Time |
|--------------|---------------------------------|-----------|
| X10500-01-00 | Custom 90° Vertical Tube        | 5 Days    |
| X10500-01-01 | Custom 90° Vertical Tube, Black | 3 Weeks   |



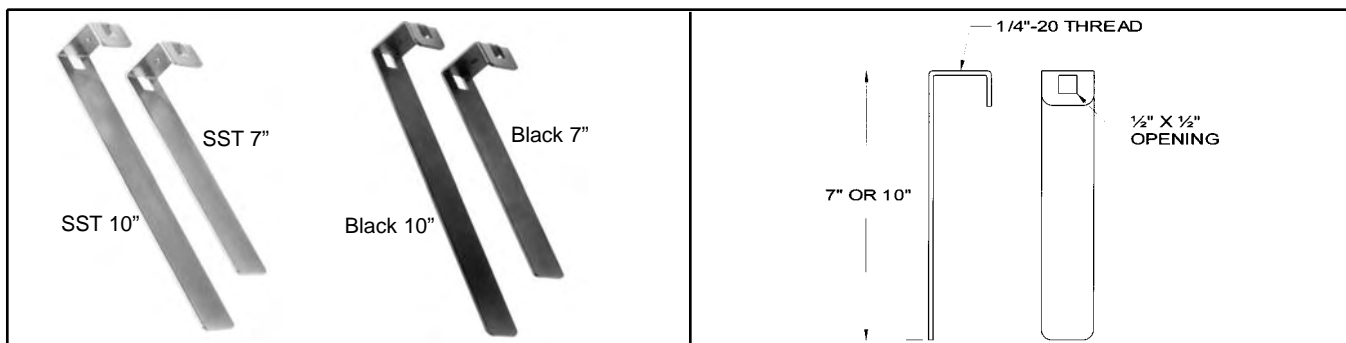
|   | MIN | CUSTOM DIMENSION | MAX |
|---|-----|------------------|-----|
| L | 4"  |                  | 16" |

6

## 90° TUBE SLIDE BRACKET

| SST #   | Black # | Description            |
|---------|---------|------------------------|
| 1107-00 | 1107-01 | 7" Tube Slide Bracket  |
| 1106-00 | 1106-01 | 10" Tube Slide Bracket |

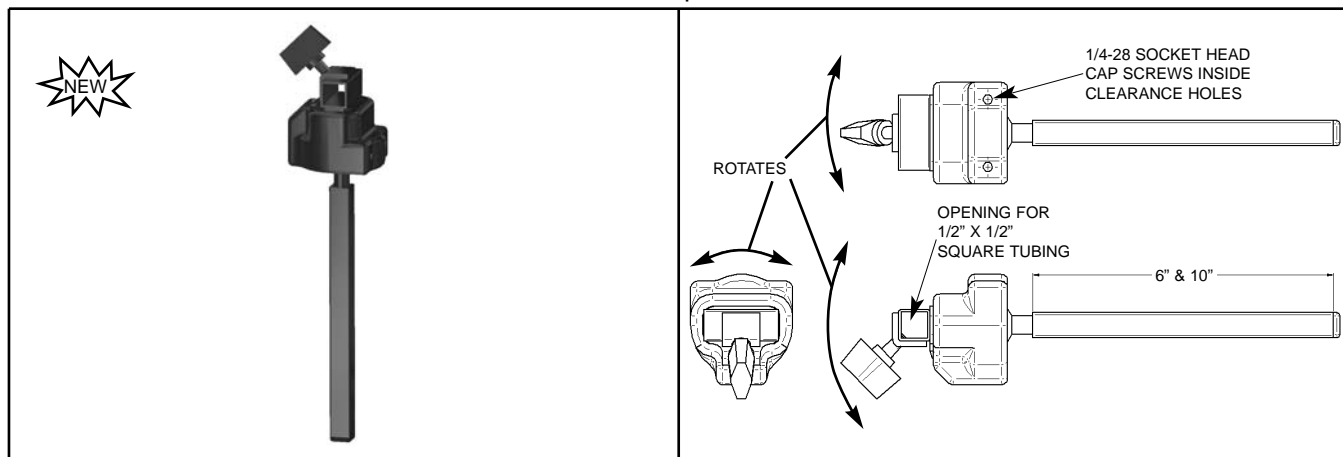
Can be used when mounting headrests. The 1/2" square through hole allows 1/2" square tubes to be adjusted. Made of 1/8" x 1 1/2" stainless steel with a 1/4-20 threaded hole for positioning knob. Knobs are ordered separately, see fastener page in miscellaneous section for knob choices. Black parts have a durable powder coated finish.



## MULTI-AXIS VERTICAL TUBE ASSEMBLY

| Part #  | Description                            |
|---------|--|
| 1525-40 | Multi-Axis Vertical Tube Assembly, 6"  |
| 1525-50 | Multi-Axis Vertical Tube Assembly, 10" |

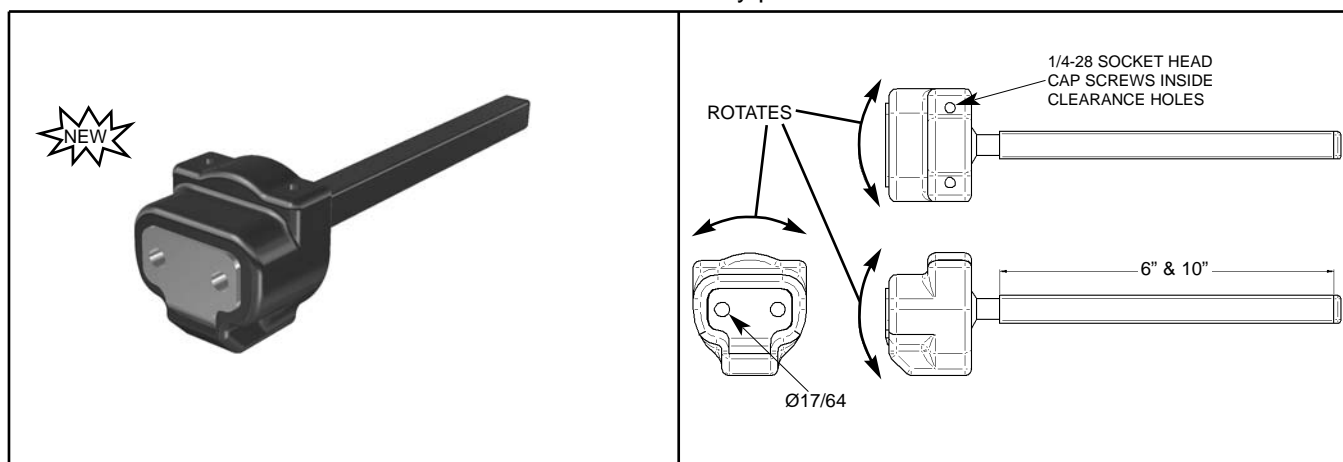
Sometimes referred to as a "Ball & Socket" mounting, these assemblies are used with a tube mount to give you a wide range of angle possibilities to position devices exactly where your clients need them. The assembly parts are all made of durable stainless steel.



## MULTI-AXIS PAD MOUNT ASSEMBLY

| Part #  | Description                        |
|---------|------------------------------------|
| 1525-41 | Multi-Axis Pad Mount Assembly, 6"  |
| 1525-51 | Multi-Axis Pad Mount Assembly, 10" |

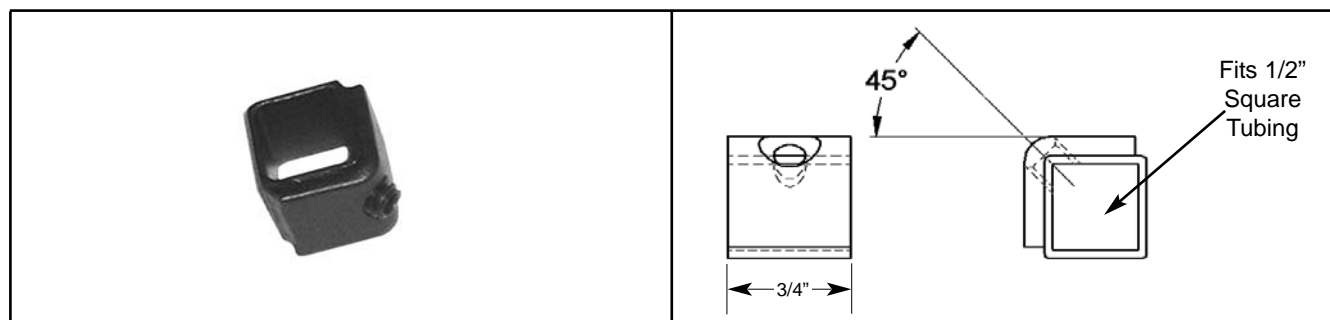
These brackets are designed to mount a positioning device at positions other than parallel to the back. Sometimes referred to as a "Ball & Socket" mounting, these assemblies are used with vertical tubes to give you a wide range of angle possibilities to position devices exactly where you need them. The assembly parts are all made of durable stainless steel.



## 1/2" SQUARE TUBING STOP COLLAR

| Black # | Description                    |
|---------|--------------------------------|
| 1538-01 | 1/2" Square Tubing Stop Collar |

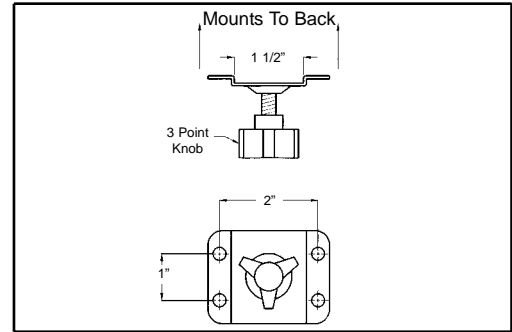
Used to maintain positioning device location for applications where positioning device must be routinely removed. Place on 1/2" square tubing and lock in position with set screw



## SLIDE BRACKET HARDWARE KITS

Complete hardware kits for use with brackets that require sliding movement. Kit contains 1 Slide Bracket, 1 Knob and fasteners for mounting. Use with brackets up to 3/16" thick.


| Black # | Description                         |
|---------|-------------------------------------|
| 3695-01 | 1 1/2" Half Slide Mounting Brkt Kit |



## SLIDE BRACKETS

| Black # | Description                         |
|---------|-------------------------------------|
| 1104-00 | 1 1/2" HD Half Slide Bracket, SST   |
| 1104-01 | 1 1/2" HD Half Slide Bracket, Black |

These brackets are used in a variety of positioning support areas. Four 17/64" mounting holes. Deburred for a smooth finish. Used in conjunction with flat bar brackets, it provides infinite adjustment, support, and locked positioning. Use with brackets up to 3/16" thick. Made of stainless steel, embossed and assembled with a 1/4"-20 weld nut.

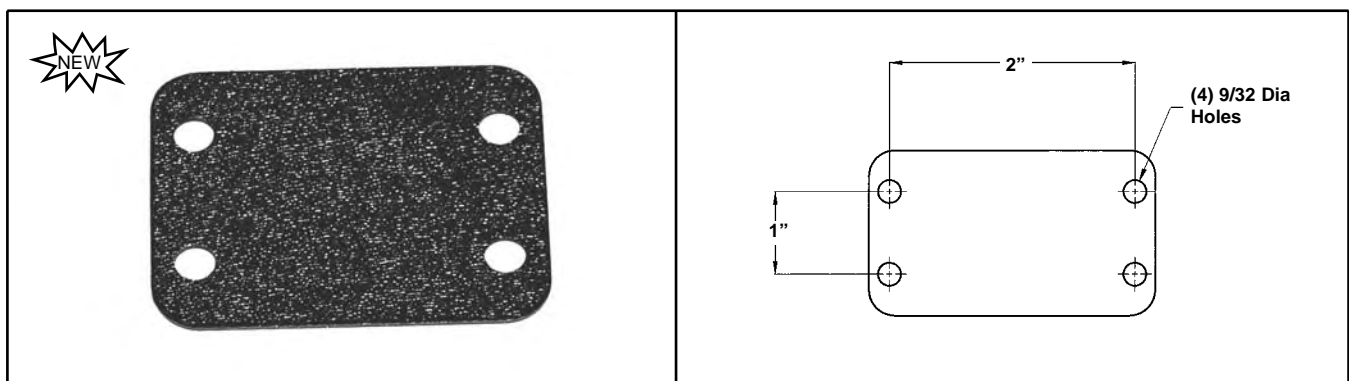


6

## BACKING PLATES

| Part # | Description                 |
|--------|-----------------------------|
| 1092   | HD Half Slide Backing Plate |

Backing plates are designed to be mounted between the Slide Brackets and a fabric covered back. This is to help prevent damage to material when other brackets are slid in and out of the Slide Bracket. The backing plate can easily be modified to be used as spacers in other applications. Backing plates are made of .060" thick ABS.





# METALCRAFT INDUSTRIES, INC.

## Lateral Thoracic Positioning

| <u>Model #</u> | <u>Description</u>  | <u>Page #</u>                        |
|----------------|---|--------------------------------------|
| LTP .....      | Slideaway Lateral Thoracic Pad Contoured Back Kits .....                | 7-1                                  |
| LTP .....      | Lift-Up Swingaway Lateral Thoracic Pad Contoured Back Kits .....        | 7-1                                  |
| LTP .....      | Button-Release Swingaway Lateral Thoracic Pad Contoured Back Kits ..... | 7-1                                  |
| LTP .....      | Slideaway Lateral Thoracic Pad Flat Back Kits .....                     | 7-2                                  |
| LTP .....      | Lift-Up Swingaway Lateral Thoracic Pad Flat Back Kits.....              | 7-2                                  |
| LTP .....      | Button-Release Swingaway Lateral Thoracic Pad Flat Back Kits .....      | 7-2                                  |
| BOL .....      | Bolt-On Lateral Pad Set .....   | 7-3                                  |
|                | Trunk Pads .....  | 7-3                                  |
|                | Half Pads .....   | 7-3                                  |
|                | Slide Brackets & Backing Plates.....                                    | 7-4                                  |
|                | Slideaway Lateral Thoracic Pad Brackets, Contoured Back .....           | 7-5                                  |
|                | Slideaway Lateral Thoracic Pad Brackets, Flat Back .....                | 7-6                                  |
|                | Swingaway Lateral Thoracic Pad Brackets, Contoured Back .....           | 7-7                                  |
|                | Swingaway Lateral Thoracic Pad Brackets, Flat Back .....                | 7-8                                  |
|                | Replacement Covers.....   | See Miscellaneous Section Page 11-10 |



## CONTOURED BACK - LATERAL THORACIC PAD KITS - MODEL # LTP

Lateral thoracic pads are padded with 3/8" of closed cell foam and upholstered in neoprene backed fabric. The pads can be ordered with either slideaway or swingaway brackets. The brackets are adjustable for indoor/outdoor clothing and/or growth. The pads include all the hardware necessary for mounting, and when ordered with a system, the brackets will be mounted. All kits have black powder coated hardware.

### SLIDEAWAY LATERAL THORACIC KITS

| Part # | Thoracic Width | System Size | Full Width               | Drop In                  | Description                                     |
|--------|----------------|-------------|--------------------------|--------------------------|---|
| 5320   | "              | "           | <input type="checkbox"/> | <input type="checkbox"/> | Small CB Sld Lat, Left/Right, Kit               |
| 5320S  | "              | "           | <input type="checkbox"/> | <input type="checkbox"/> | Small CB Sld Lat <b>LTP</b> , Single Side, Kit  |
| 5321   | "              | "           | <input type="checkbox"/> | <input type="checkbox"/> | Medium CB Sld Lat, Left/Right, Kit              |
| 5321S  | "              | "           | <input type="checkbox"/> | <input type="checkbox"/> | Medium CB Sld Lat <b>LTP</b> , Single Side, Kit |
| 5322   | "              | "           | <input type="checkbox"/> | <input type="checkbox"/> | Large CB Sld Lat, Left/Right, Kit               |
| 5322S  | "              | "           | <input type="checkbox"/> | <input type="checkbox"/> | Large CB Sld Lat <b>LTP</b> , Single Side, Kit  |



### LIFT-UP (L-U) SWINGAWAY LATERAL THORACIC KITS

| Part # | Thoracic Width | System Size | Full Width               | Drop In                  | Description   |
|--------|----------------|-------------|--------------------------|--------------------------|---|
| 5330   | "              | "           | <input type="checkbox"/> | <input type="checkbox"/> | Small CB L-U Swg Lat, Left/Right, Kit                 |
| 5330L  | "              | "           | <input type="checkbox"/> | <input type="checkbox"/> | Small CB L-U Swg Lat <b>LTP</b> , Left Side, CB Kit   |
| 5330R  | "              | "           | <input type="checkbox"/> | <input type="checkbox"/> | Small CB L-U Swg Lat <b>LTP</b> , Right Side, CB Kit  |
| 5331   | "              | "           | <input type="checkbox"/> | <input type="checkbox"/> | Medium CB L-U Swg Lat, Left/Right, CB Kit             |
| 5331L  | "              | "           | <input type="checkbox"/> | <input type="checkbox"/> | Medium CB L-U Swg Lat <b>LTP</b> , Left Side, CB Kit  |
| 5331R  | "              | "           | <input type="checkbox"/> | <input type="checkbox"/> | Medium CB L-U Swg Lat <b>LTP</b> , Right Side, CB Kit |
| 5332   | "              | "           | <input type="checkbox"/> | <input type="checkbox"/> | Large CB L-U Swg Lat, Left/Right, CB Kit              |
| 5332L  | "              | "           | <input type="checkbox"/> | <input type="checkbox"/> | Large CB L-U Swg Lat <b>LTP</b> , Left Side, CB Kit   |
| 5332R  | "              | "           | <input type="checkbox"/> | <input type="checkbox"/> | Large CB L-U Swg Lat <b>LTP</b> , Right Side, CB Kit  |



### BUTTON-RELEASE (B-R) SWINGAWAY LATERAL THORACIC KITS

| Part # | Thoracic Width | System Size | Full Width               | Drop In                  | Description   |
|--------|----------------|-------------|--------------------------|--------------------------|---|
| 5335   | "              | "           | <input type="checkbox"/> | <input type="checkbox"/> | Small CB B-R Swg Lat, Left/Right, CB Kit              |
| 5335L  | "              | "           | <input type="checkbox"/> | <input type="checkbox"/> | Small CB B-R Swg Lat <b>LTP</b> , Left Side, CB Kit   |
| 5335R  | "              | "           | <input type="checkbox"/> | <input type="checkbox"/> | Small CB B-R Swg Lat <b>LTP</b> , Right Side, CB Kit  |
| 5336   | "              | "           | <input type="checkbox"/> | <input type="checkbox"/> | Medium CB B-R Swg Lat, Left/Right, CB Kit             |
| 5336L  | "              | "           | <input type="checkbox"/> | <input type="checkbox"/> | Medium CB B-R Swg Lat <b>LTP</b> , Left Side, CB Kit  |
| 5336R  | "              | "           | <input type="checkbox"/> | <input type="checkbox"/> | Medium CB B-R Swg Lat <b>LTP</b> , Right Side, CB Kit |
| 5337   | "              | "           | <input type="checkbox"/> | <input type="checkbox"/> | Large CB B-R Swg Lat, Left/Right, CB Kit              |
| 5337L  | "              | "           | <input type="checkbox"/> | <input type="checkbox"/> | Large CB B-R Swg Lat <b>LTP</b> , Left Side, CB Kit   |
| 5337R  | "              | "           | <input type="checkbox"/> | <input type="checkbox"/> | Large CB B-R Swg Lat <b>LTP</b> , Right Side, CB Kit  |



### SUBSTITUTION OPTIONS

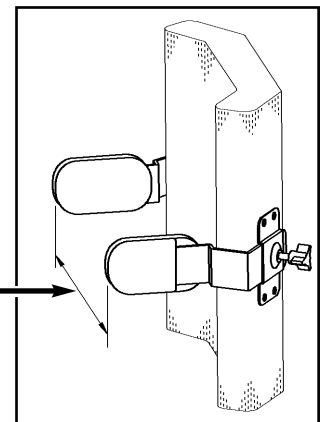
| Part #   | Description                     |
|----------|---------------------------------|
| 9902-1-U | Extra Soft Pad, Single, Upgrade |
| 9902-2-U | Extra Soft Pad, Pair, Upgrade   |

(Additional 1/2" Of Open Cell Foam)

**NEOPRENE BACKED & VINYL COLORS**  
Black, Red, Blue, Silver, Maroon, Pink

Must have both dimensions to properly complete order.

|                                       |                          |
|---------------------------------------|--------------------------|
| Minimum Thoracic Width (Between Pads) |                          |
| System Size                           |                          |
| Full Width                            | Drop In                  |
| <input type="checkbox"/>              | <input type="checkbox"/> |



## FLAT BACK - LATERAL THORACIC PAD KITS

Lateral thoracic pads are padded with 3/8" of closed cell foam and upholstered in neoprene backed fabric. The pads can be ordered with either slideaway or swingaway brackets. The brackets are adjustable for indoor/outdoor clothing and/or growth. The pads include all the hardware necessary for mounting, and when ordered with a system, the brackets will be mounted. All kits have black powder coated hardware.

### SLIDEAWAY LATERAL THORACIC KITS

| Part # | Offset | Description                                    |
|--------|--------|--|
| 6320   | 1"     | Small FB Sld Lat, Left/Right Kit               |
| 6320S  | 1"     | Small FB Sld Lat <b>LTP</b> , Single Side Kit  |
| 6321   | 2"     | Medium FB Sld Lat, Left/Right Kit              |
| 6321S  | 2"     | Medium FB Sld Lat <b>LTP</b> , Single Side Kit |
| 6322   | 3"     | Large FB Sld Lat, Left/Right Kit               |
| 6322S  | 3"     | Large FB Sld Lat <b>LTP</b> , Single Side Kit  |



### LIFT-UP SWINGAWAY LATERAL THORACIC KITS

| Part # | Offset | Description                                       |
|--------|--------|---|
| 6330   | 1"     | Small FB L-U Swg Lat, Left/Right Kit              |
| 6330L  | 1"     | Small FB L-U Swg Lat <b>LTP</b> , Left Side Kit   |
| 6330R  | 1"     | Small FB L-U Swg Lat <b>LTP</b> , Right Side Kit  |
| 6331   | 2"     | Medium FB L-U Swg Lat, Left/Right Kit             |
| 6331L  | 2"     | Medium FB L-U Swg Lat <b>LTP</b> , Left Side Kit  |
| 6331R  | 2"     | Medium FB L-U Swg Lat <b>LTP</b> , Right Side Kit |
| 6332   | 3"     | Large FB L-U Swg Lat, Left/Right Kit              |
| 6332L  | 3"     | Large FB L-U Swg Lat <b>LTP</b> , Left Side Kit   |
| 6332R  | 3"     | Large FB L-U Swg Lat <b>LTP</b> , Right Side Kit  |



### BUTTON-RELEASE SWINGAWAY LATERAL THORACIC KITS

| Part # | Offset | Description                                       |
|--------|--------|---|
| 6335   | 1"     | Small FB B-R Swg Lat, Left/Right Kit              |
| 6335L  | 1"     | Small FB B-R Swg Lat <b>LTP</b> , Left Side Kit   |
| 6335R  | 1"     | Small FB B-R Swg Lat <b>LTP</b> , Right Side Kit  |
| 6336   | 2"     | Medium FB B-R Swg Lat, Left/Right Kit             |
| 6336L  | 2"     | Medium FB B-R Swg Lat <b>LTP</b> , Left Side Kit  |
| 6336R  | 2"     | Medium FB B-R Swg Lat <b>LTP</b> , Right Side Kit |
| 6337   | 3"     | Large FB B-R Swg Lat, Left/Right Kit              |
| 6337L  | 3"     | Large FB B-R Swg Lat <b>LTP</b> , Left Side Kit   |
| 6337R  | 3"     | Large FB B-R Swg Lat <b>LTP</b> , Right Side Kit  |

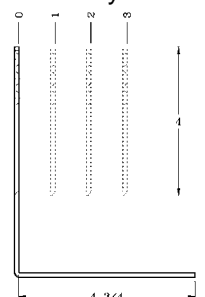


### SUBSTITUTION OPTIONS

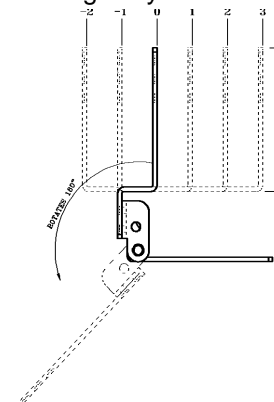
| Part #   | Description  |
|----------|--|
| 9902-1-U | Extra Soft Pad, Single, Upgrade                                      |
| 9902-2-U | Extra Soft Pad, Pair, Upgrade<br>(Additional 1/2" Of Open Cell Foam) |

**NEOPRENE BACKED & VINYL COLORS**  
Black, Red, Blue, Silver, Maroon, Pink

Slideaway Offsets



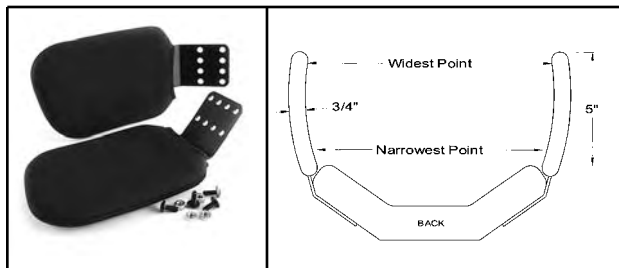
Swingaway Offsets



## BOLT-ON LATERAL THORACIC PAD KIT - MODEL BOL

| Part #  | Description                  |
|---------|------------------------------|
| 4580-31 | Bolt-On Lateral Pad Set, BOL |

3" x 6" Contoured Lateral Support Pads have a bolt-on, single piece design that maintain a slim-line thickness. They are made from powder coated steel with closed-cell pad and neoprene backed spandex slipcover. Height adjustable 1/2" increments and fastened securely with #10 screws.



### Back Size

### Width Between Pads

|     |  |
|-----|--|
| 12" | 9 1/2" at narrowest point 11 1/2" at widest point  |
| 14" | 11 1/2" at narrowest point 13 1/2" at widest point |
| 16" | 13 1/2" at narrowest point 15 1/2" at widest point |
| 18" | 15 1/2" at narrowest point 17 1/2" at widest point |
| 20" | 17 1/2" at narrowest point 19 1/2" at widest point |
| 22" | 19 1/2" at narrowest point 21 1/2" at widest point |

## LATERAL PADS & EXTRA SOFT LATERAL PADS (LATERAL PADS)

| Part #  | Description                     |
|---------|---------------------------------|
| 1351    | Small Lateral Pad               |
| 1361    | Medium Lateral Pad              |
| 1371    | Large Lateral Pad               |
| 1353    | Small Extra Soft Lateral Pad    |
| 1363    | Medium Extra Soft Lateral Pad   |
| 1373    | Large Extra Soft Lateral Pad    |
| 1350-00 | Small Lateral Pad - Metal Only  |
| 1360-00 | Medium Lateral Pad - Metal Only |
| 1370-00 | Large Lateral Pad - Metal Only  |

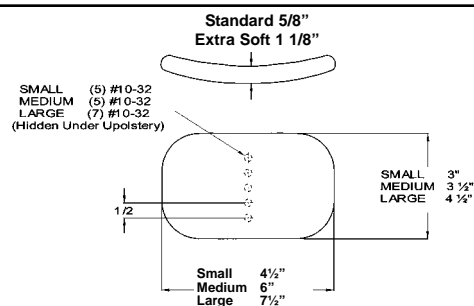
Designed to adapt to many positioning applications. Made of 16 gauge steel, zinc plated, formed with a recess for #10-32 press nuts. Curved to body contour. Deburred for a smooth finish and plated. Supplied complete with padding, and covered in a variety of colors with a neoprene backed or vinyl upholstery.

### NEOPRENE BACKED & VINYL COLORS

Black, Red, Blue, Silver, Maroon, Pink



Sold as individual pads



## HALF PADS

| Part # | Description    |
|--------|----------------|
| 1320   | Small Half Pad |
| 1330   | Large Half Pad |

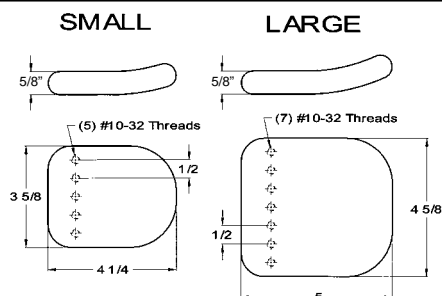
Designed to adapt to many positioning applications. Made of 16 gauge steel, zinc plated, formed with a recess for #10-32 press nuts. Curved to body contour. Deburred for a smooth finish and plated. Supplied complete with padding, and covered with a neoprene backed upholstery in a variety of colors.

### NEOPRENE BACKED & VINYL COLORS

Black, Red, Blue, Silver, Maroon, Pink



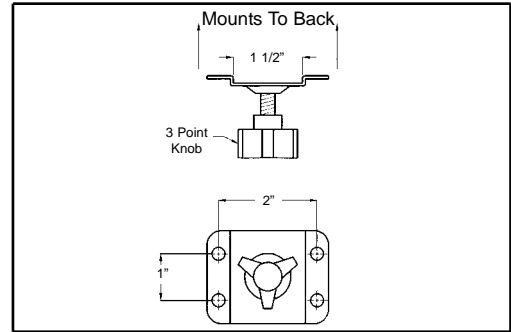
Sold as individual pads



## SLIDE BRACKET HARDWARE KITS

Complete hardware kits for use with brackets that require sliding movement. Kit contains 1 Slide Bracket, 1 Knob and fasteners for mounting. Use with brackets up to 3/16" thick.

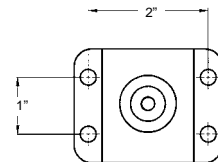
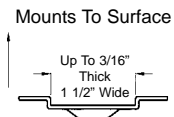
| Black#  | Description                         |
|---------|-------------------------------------|
| 3695-01 | 1 1/2" Half Slide Mounting Brkt Kit |



## SLIDE BRACKETS

| Black # | Description                         |
|---------|-------------------------------------|
| 1104-00 | 1 1/2" HD Half Slide Bracket, SST   |
| 1104-01 | 1 1/2" HD Half Slide Bracket, Black |

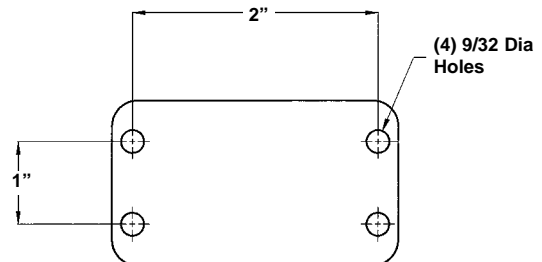

These brackets are used in a variety of positioning support areas. Four 17/64" mounting holes. Deburred for a smooth finish. Used in conjunction with flat bar brackets, it provides infinite adjustment, support, and locked positioning. Use with brackets up to 3/16" thick. Made of stainless steel, embossed and assembled with a 1/4"-20 weld nut.



## BACKING PLATES

| Part # | Description                 |
|--------|-----------------------------|
| 1092   | HD Half Slide Backing Plate |

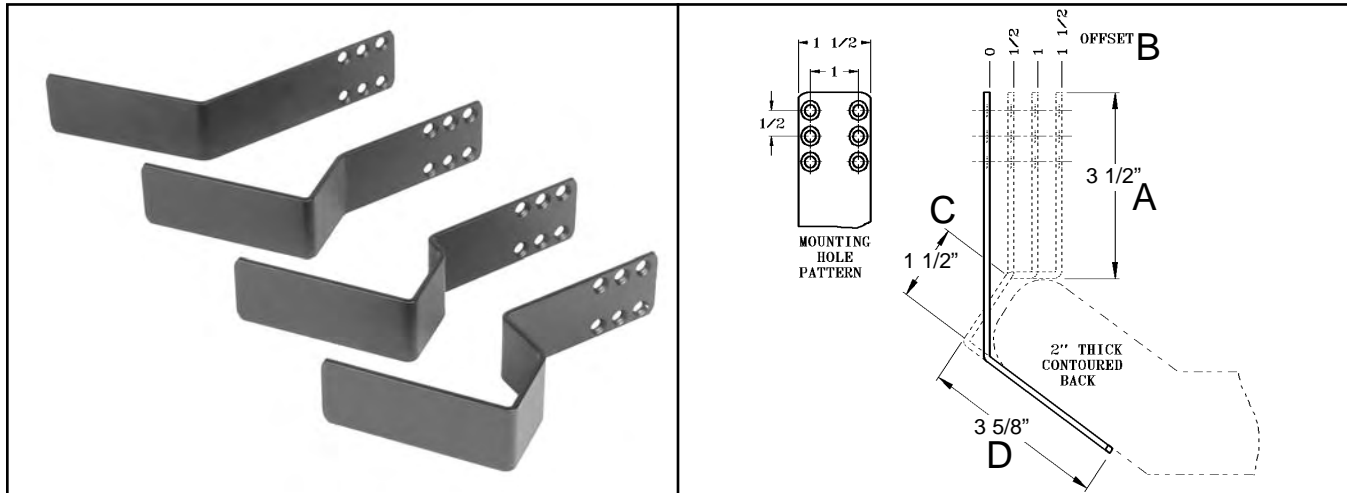
Backing plates are designed to be mounted between the Slide Brackets and a fabric covered back. This is to help prevent damage to material when other brackets are slid in and out of the Slide Bracket. The backing plate can easily be modified to be used as spacers in other applications. Backing plates are made of .060" thick ABS.



## CONTOURED BACK - SLIDEAWAY LATERAL PAD BRACKETS

| Part #  | Description   |
|---------|---|
| 2071-01 | Lateral Bracket, 0" Offset, Black                               |
| 2072-01 | Lateral Bracket, 1/2" Offset, Black ( <i>Shallow Reach</i> )    |
| 2073-01 | Lateral Bracket, 1" Offset, Black ( <i>Medium Reach</i> )       |
| 2075-01 | Lateral Bracket, 1 1/2" Offset, Black ( <i>Extended Reach</i> ) |

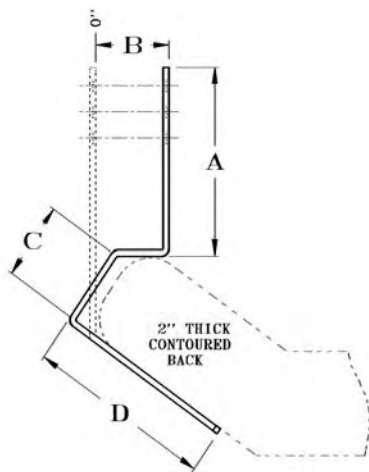
Designed for use on contour backs with slide brackets. Made of 300 Series Stainless Steel which is deburred for a smooth finish. Brackets are 1 1/2" wide with six #10 counter-sunk holes that will allow horizontal and vertical adjustments of the pad. Brackets are Black Powder Coat finished.



## CUSTOM CONTOURED BACK - SLIDEAWAY LATERAL BRACKETS

This custom part is available in both 1/8" Stainless Steel and 3/16" Stainless Steel. For your convenience, our standard stocked sizes are listed in the chart at the bottom of the page.

| Part #       | Description   | Lead Time |
|--------------|---|-----------|
| X12000-21-00 | Custom 1/8" X 1 1/2" Contoured Back Lateral Bracket, SST    | 5 Days    |
| X12000-21-01 | Custom 1/8" X 1 1/2" Contoured Back Lateral Bracket, Black  | 3 Weeks   |
| X12000-26-00 | Custom 3/16" X 1 1/2" Contoured Back Lateral Bracket, SST   | 5 Days    |
| X12000-26-01 | Custom 3/16" X 1 1/2" Contoured Back Lateral Bracket, Black | 3 Weeks   |

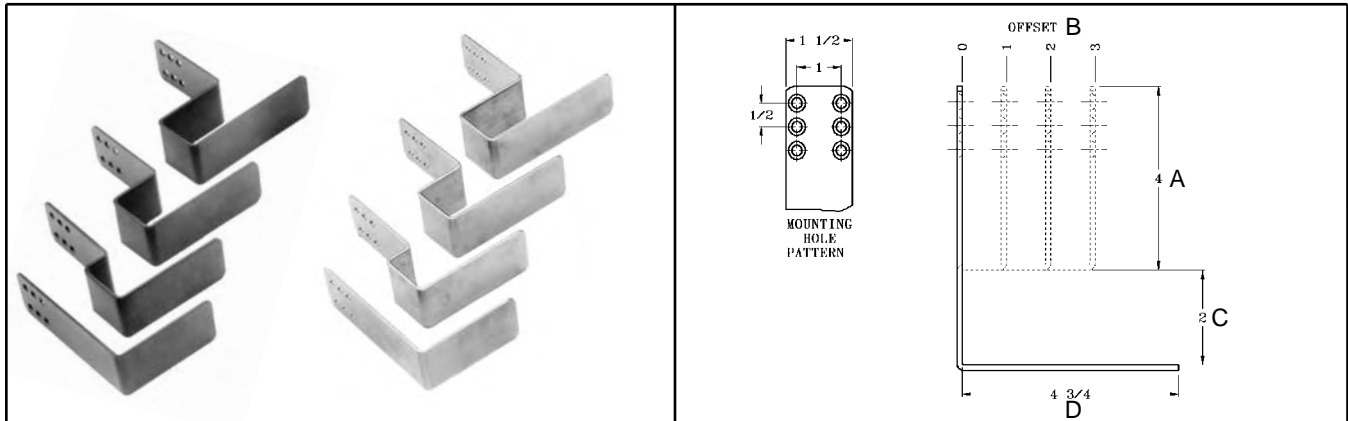


|   | MIN    | CUSTOM DIMENSION | MAX |
|---|--------|------------------|-----|
| A | 2 1/2" |                  | 8"  |
| B | 0"     |                  | 7"  |
| C | 1"     |                  | 7"  |
| D | 3"     |                  | 10" |

## FLAT BACK, SLIDEAWAY LATERAL THORACIC PAD BRACKETS

| SST #   | Black # | Description                       |
|---------|---------|-----------------------------------|
| 1250-00 | 1250-01 | 1 1/2" Lateral Bracket, 0" Offset |
| 1250-10 | 1250-11 | 1 1/2" Lateral Bracket, 1" Offset |
| 1250-20 | 1250-21 | 1 1/2" Lateral Bracket, 2" Offset |
| 1250-30 | 1250-31 | 1 1/2" Lateral Bracket, 3" Offset |
| 1255-00 | 1255-01 | 2" Lateral Bracket, 0" Offset     |
| 1255-10 | 1255-11 | 2" Lateral Bracket, 1" Offset     |
| 1255-20 | 1255-21 | 2" Lateral Bracket, 2" Offset     |
| 1255-30 | 1255-31 | 2" Lateral Bracket, 3" Offset     |

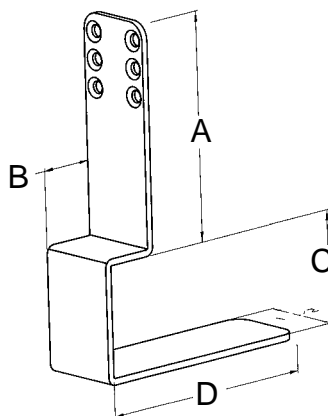
Designed for use with slide brackets. Constructed with six #10 countersunk holes. This allows lateral and vertical adjustments to the pad. Brackets are supplied in 1 1/2" and 2" widths. Designed to fit back thicknesses up to 2" and will mount trunk pads, hip pads, and headrests. Made of 1/8" stainless steel. Deburred for a smooth finish. Black parts have a durable powder coated finish.



## FLAT BACK, CUSTOM 1 1/2" & 2" WIDE THORACIC PAD BRACKETS, 1/8" & 3/16" THICK

This custom part is available in both 1/8" Stainless Steel and 3/16" Stainless Steel. See above for stocked sizes.

| Part #       | Description                                     | Lead Time |
|--------------|---|-----------|
| X12000-01-00 | Custom 1/8" X 1 1/2" Lateral Bracket, SST       | 5 Days    |
| X12000-01-01 | Custom 1/8" X 1 1/2" Lateral Bracket, Black     | 3 Weeks   |
| X12000-06-00 | Custom HD 3/16" X 1 1/2" Lateral Bracket, SST   | 5 Days    |
| X12000-06-01 | Custom HD 3/16" X 1 1/2" Lateral Bracket, Black | 3 Weeks   |
| X12000-11-00 | Custom 1/8" X 2" Lateral Bracket, SST           | 5 Days    |
| X12000-11-01 | Custom 1/8" X 2" Lateral Bracket, Black         | 3 Weeks   |



|   | MIN    | CUSTOM DIMENSION | MAX |
|---|--------|------------------|-----|
| A | 2 1/2" |                  | 8"  |
| B | 0"     |                  | 7"  |
| C | 1"     |                  | 7"  |
| D | 0"     |                  | 10" |




## CONTOURED BACK (CB) - SWINGAWAY LATERAL BRACKETS

Swingaway Brackets are designed for use on backs with slide brackets. Made of durable 300 Series Stainless Steel. Extension Brackets are 1 1/2" wide with six #10 countersunk holes that will allow horizontal and vertical adjustments of the pad. Brackets are Black Powder Coat finished.



### Lift-Up Swingaway Lateral Brackets

| Part #   | Description                                  |
|----------|--|
| 2026-01L | L-U Swingaway Lateral Bracket w/Cover, Left  |
| 2026-01R | L-U Swingaway Lateral Bracket w/Cover, Right |



### Button-Release Swingaway Lateral Brackets

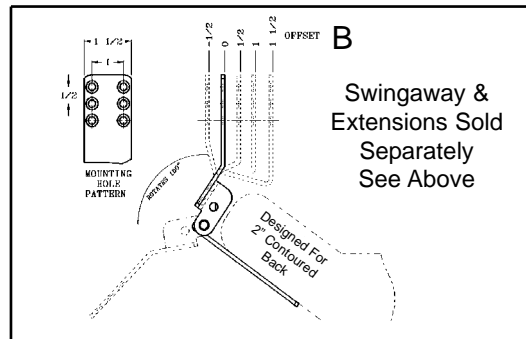
| Part #   | Description                                  |
|----------|--|
| 2026-21L | B-R Swingaway Lateral Bracket w/Cover, Left  |
| 2026-21R | B-R Swingaway Lateral Bracket w/Cover, Right |



### Contoured Back (CB) Swingaway Lateral Extensions

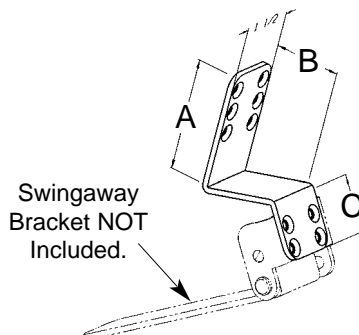
| Part #  | Description   |
|---------|---|
| 2021-01 | Swingaway Lateral Extension, CB, -1/2" Offset, Black  |
| 2022-01 | Swingaway Lateral Extension, CB, 0" Offset, Black     |
| 2023-01 | Swingaway Lateral Extension, CB, 1/2" Offset, Black   |
| 2024-01 | Swingaway Lateral Extension, CB, 1" Offset, Black     |
| 2025-01 | Swingaway Lateral Extension, CB, 1 1/2" Offset, Black |

How We Measure Offset For Contour Backs



## CUSTOM CONTOURED BACK (CB) SWINGAWAY LATERAL EXTENSION BRACKET

| Part #       | Description                                       | Lead Time |
|--------------|---|-----------|
| X12000-25-00 | Custom CB Swingaway Lateral Extension Brkt        | 5 Days    |
| X12000-25-01 | Custom CB Swingaway Lateral Extension Brkt, Black | 3 Weeks   |



|   | MIN    | CUSTOM DIMENSION | MAX |
|---|--------|------------------|-----|
| A | 2"     |                  | 8"  |
| B | -1/2"  |                  | 7"  |
| C | 1 1/4" |                  | 7"  |


## FLAT BACK (FB), SWINGAWAY LATERAL THORACIC PAD BRACKETS

Swingaway Brackets are designed for use on backs with slide brackets. Made of durable 300 Series Stainless Steel. Extension Brackets are 1 1/2" wide with six #10 countersunk holes that will allow horizontal and vertical adjustments of the pad. Brackets are Black Powder Coat finished.



### Lift-Up Swingaway Lateral Brackets

| Part #   | Description                                  |
|----------|--|
| 2026-01L | L-U Swingaway Lateral Bracket w/Cover, Left  |
| 2026-01R | L-U Swingaway Lateral Bracket w/Cover, Right |



### Button-Release Swingaway Lateral Brackets

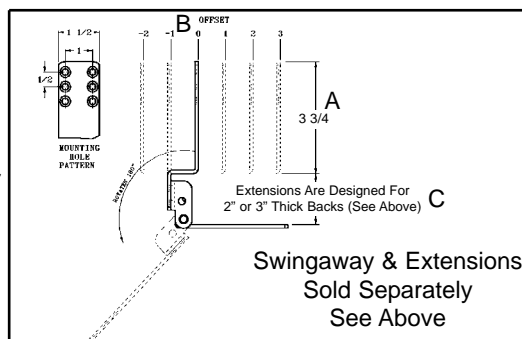
| Part #   | Description                                  |
|----------|--|
| 2026-21L | B-R Swingaway Lateral Bracket w/Cover, Left  |
| 2026-21R | B-R Swingaway Lateral Bracket w/Cover, Right |



### Flat Back (FB) Swingaway Lateral Extensions

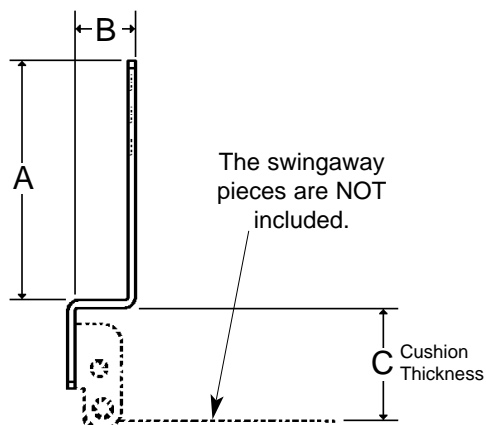
| 2" Cushions | 3" Cushions | Description  |
|-------------|-------------|--|
| 1318-11     | 1318-12     | Swingaway Lateral Extension, FB, -2" Offset, Black |
| 1318-21     | 1318-22     | Swingaway Lateral Extension, FB, -1" Offset, Black |
| 1318-31     | 1318-32     | Swingaway Lateral Extension, FB, 0" Offset, Black  |
| 1318-41     | 1318-42     | Swingaway Lateral Extension, FB, 1" Offset, Black  |
| 1318-51     | 1318-52     | Swingaway Lateral Extension, FB, 2" Offset, Black  |
| 1318-61     | 1318-62     | Swingaway Lateral Extension, FB, 3" Offset, Black  |

How We Measure Offset For Flat Backs



## CUSTOM FLAT BACK (FB) SWINGAWAY LATERAL EXTENSION BRACKET

| Part #       | Description  | Lead Time |
|--------------|--|-----------|
| X12000-50-00 | Custom FB 1 1/2" Swg Lateral Extension Brkt        | 5 Days    |
| X12000-50-01 | Custom FB 1 1/2" Swg Lateral Extension Brkt, Black | 3 Weeks   |



|   | MIN    | CUSTOM DIMENSION | MAX |
|---|--------|------------------|-----|
| A | 2 1/2" |                  | 8"  |
| B | -2"    |                  | 7"  |
| C | 1 3/4" |                  | 7"  |



# METALCRAFT INDUSTRIES, INC.

## Pelvic Positioning

| <u>Model #</u> | <u>Description</u>   | <u>Page #</u>                        |
|----------------|--|--------------------------------------|
| SUBASIS .....  | Metalcraft Modular Subasis Bar Kits.....                     | 8-1                                  |
|                | Seat Belts .....   | 8-1                                  |
| SUBASIS .....  | Flat Seat Subasis Bar Kits .....                             | 8-2                                  |
|                | Subasis Bars w/ Midrelief .....                              | 8-3                                  |
|                | Interface Hardware .....                                     | 8-3                                  |
|                | Straight Subasis Bars .....                                  | 8-4                                  |
|                | Extra Deep Mid-Relief Subasis Bars .....                     | 8-4                                  |
|                | Custom Offset Mid-Relief Subasis Bars .....                  | 8-4                                  |
|                | Custom Length Subasis Interface Hardware Modifications ..... | 8-5                                  |
|                | 55° Seat/Subasis Bar Mounting Kits.....                      | 8-5                                  |
|                | 90° Seat/Subasis Bar Mounting Kits.....                      | 8-5                                  |
|                | Frame Tube Supports & 90° Slide Bracket.....                 | 8-6                                  |
|                | Using A Subasis Bar .....                                    | 8-7 & 8-8                            |
|                | Replacement Covers.....                                      | See Miscellaneous Section Page 11-10 |

## METALCRAFT MODULAR SUBBASIS BAR KITS - MODEL # SUBBASIS

The subbasis bar was designed for individuals who need more pelvic control than can be obtained with a seat belt. It is especially effective for individuals with strong extensor tone. The bar is covered with a spandex slipcover. The subbasis bar mounts on brackets attached to the seat pan. The subbasis bar includes all hardware necessary for mounting. When ordered with a system, the 6" interface & mounting brackets will be mounted.

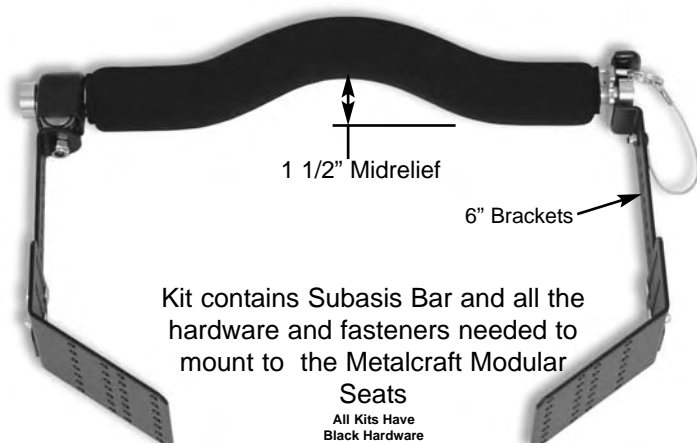
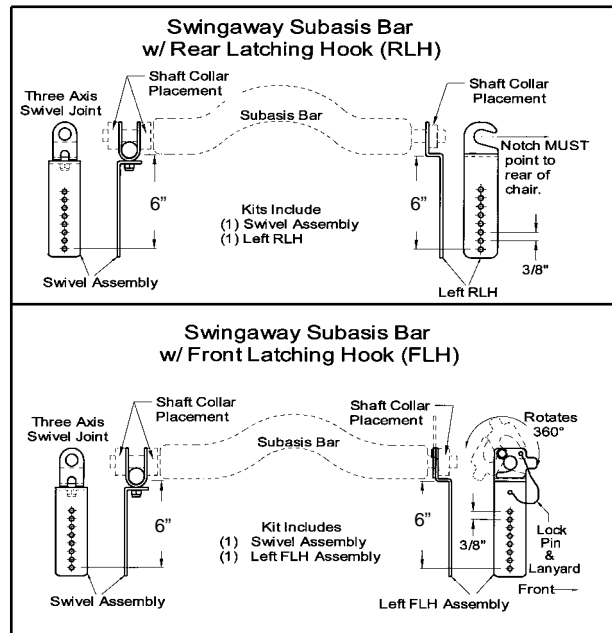
### Metalcraft Modular Seating (MMS)

| Part #    | Description                            |
|-----------|--|
| 5230-12XS | 12" X-Small <b>SUBBASIS</b> , RLH, MMS |
| 5230-12   | 12" <b>SUBBASIS</b> , RLH, MMS         |
| 5230-14   | 14" <b>SUBBASIS</b> , RLH, MMS         |
| 5230-16   | 16" <b>SUBBASIS</b> , RLH, MMS         |
| 5230-18   | 18" <b>SUBBASIS</b> , RLH, MMS         |

|           |  |
|-----------|--|
| 5231-12XS | 12" X-Small <b>SUBBASIS</b> , FLH, MMS |
| 5231-12   | 12" <b>SUBBASIS</b> , FLH, MMS         |
| 5231-14   | 14" <b>SUBBASIS</b> , FLH, MMS         |
| 5231-16   | 16" <b>SUBBASIS</b> , FLH, MMS         |
| 5231-18   | 18" <b>SUBBASIS</b> , FLH, MMS         |

### Options


|                |   |
|----------------|---|
| X22510-01-21-U | Straight Subbasis Bar, SUB              |
| X22510-02-21-U | Offset Mid-Relief Subbasis Bar, MOD     |
| X22510-03-21-U | Extra-Deep Mid-Relief Subbasis Bar, MOD |



## SEAT BELTS

| Part # | Description                             |
|--------|---|
| 5200   | 1" Seat Belt, w/Plastic Buckle          |
| 5201   | 2" Seat Belt, Push Button, Metal Buckle |

The seat belt is used where individuals do not need the extra pelvic control of a subbasis bar. Two models are available, the 2" wide belt with a push button release metal buckle, and a 1" wide belt with a squeeze release plastic buckle.



## FLAT SEAT SUBASIS BAR KITS - MODEL # SUBASIS

The subasis bar was designed for individuals who need more pelvic control than can be obtained with a seat belt. It is especially effective for individuals with strong extensor tone. The bar is covered with a spandex slip-cover. The subasis bar mounts on brackets attached to the seat pan. The subasis bar includes all hardware necessary for mounting.

### Flat Full-Width Seat (FFWS) Kits

| Part #    | Description                            |
|-----------|--|
| 6230-12XS | 12" X-Small <b>SUBASIS</b> , RLH, FFWS |
| 6230-12   | 12" <b>SUBASIS</b> , RLH, FFWS         |
| 6230-13   | 13" <b>SUBASIS</b> , RLH, FFWS         |
| 6230-14   | 14" <b>SUBASIS</b> , RLH, FFWS         |
| 6230-15   | 15" <b>SUBASIS</b> , RLH, FFWS         |
| 6230-16   | 16" <b>SUBASIS</b> , RLH, FFWS         |
| 6230-17   | 17" <b>SUBASIS</b> , RLH, FFWS         |
| 6230-18   | 18" <b>SUBASIS</b> , RLH, FFWS         |

|           |  |
|-----------|--|
| 6231-12XS | 12" X-Small <b>SUBASIS</b> , FLH, FFWS |
| 6231-12   | 12" <b>SUBASIS</b> , FLH, FFWS         |
| 6231-13   | 13" <b>SUBASIS</b> , FLH, FFWS         |
| 6231-14   | 14" <b>SUBASIS</b> , FLH, FFWS         |
| 6231-15   | 15" <b>SUBASIS</b> , FLH, FFWS         |
| 6231-16   | 16" <b>SUBASIS</b> , FLH, FFWS         |
| 6231-17   | 17" <b>SUBASIS</b> , FLH, FFWS         |
| 6231-18   | 18" <b>SUBASIS</b> , FLH, FFWS         |

### Flat Drop-In Seat (FDIS) Kits

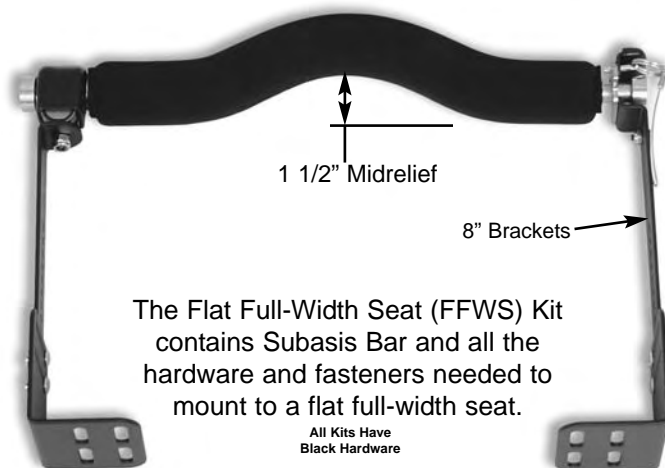
| Part #    | Tubing Size | Description                            |
|-----------|-------------|--|
| 6233-12XS | 12"         | 12" X-Small <b>SUBASIS</b> , RLH, FDIS |
| 6233-12   | 12"         | 12" <b>SUBASIS</b> , RLH, FDIS         |
| 6233-13   | 13"         | 13" <b>SUBASIS</b> , RLH, FDIS         |
| 6233-14   | 14"         | 14" <b>SUBASIS</b> , RLH, FDIS         |
| 6233-15   | 15"         | 15" <b>SUBASIS</b> , RLH, FDIS         |
| 6233-16   | 16"         | 16" <b>SUBASIS</b> , RLH, FDIS         |
| 6233-17   | 17"         | 17" <b>SUBASIS</b> , RLH, FDIS         |
| 6233-18   | 18"         | 18" <b>SUBASIS</b> , RLH, FDIS         |

|           |     |  |
|-----------|-----|--|
| 6234-12XS | 12" | 12" X-Small <b>SUBASIS</b> , FLH, FDIS |
| 6234-12   | 12" | 12" <b>SUBASIS</b> , FLH, FDIS         |
| 6234-13   | 13" | 13" <b>SUBASIS</b> , FLH, FDIS         |
| 6234-14   | 14" | 14" <b>SUBASIS</b> , FLH, FDIS         |
| 6234-15   | 15" | 15" <b>SUBASIS</b> , FLH, FDIS         |
| 6234-16   | 16" | 16" <b>SUBASIS</b> , FLH, FDIS         |
| 6234-17   | 17" | 17" <b>SUBASIS</b> , FLH, FDIS         |
| 6234-18   | 18" | 18" <b>SUBASIS</b> , FLH, FDIS         |

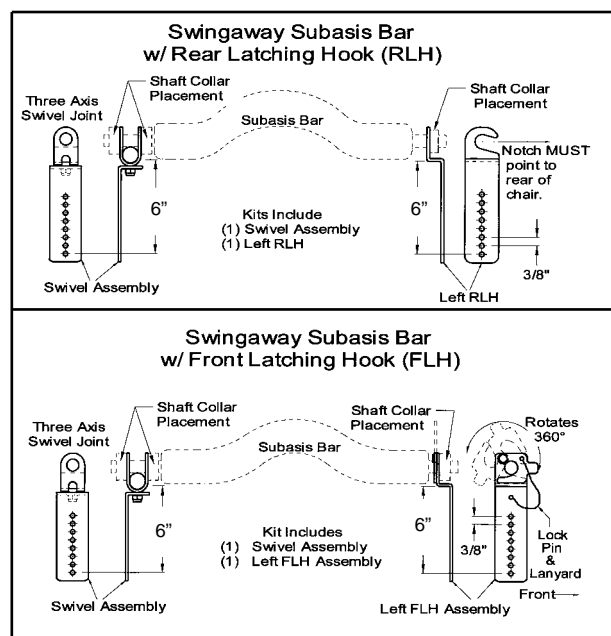
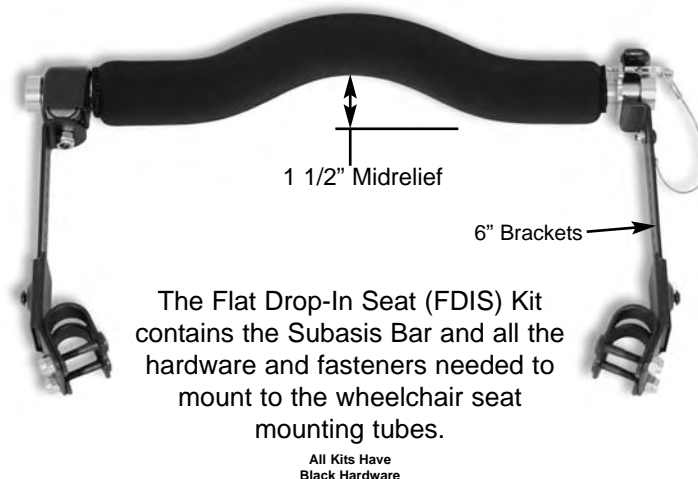
### Options

|                |  |
|----------------|--|
| X22510-01-21-U | Straight Subasis Bar, SUB              |
| X22510-02-21-U | Offset Mid-Relief Subasis Bar, MOD     |
| X22510-03-21-U | Extra-Deep Mid-Relief Subasis Bar, MOD |

### Flat Full-Width Seat Kit




### Flat Drop-In Seat Kit



## SUBASIS BAR WITH MIDRELIEF

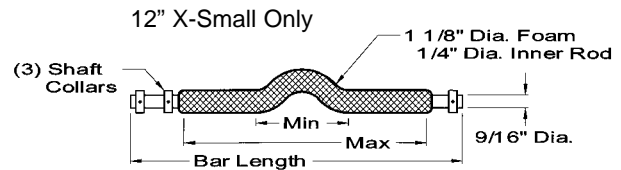
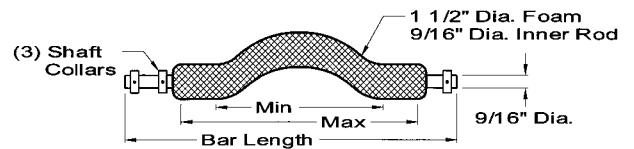
| Part # | Description             |
|--------|-------------------------|
| 1760   | 12" X-Small Subasis Bar |
| 1700   | 12" Subasis Bar         |
| 1761   | 13" Subasis Bar         |
| 1701   | 14" Subasis Bar         |
| 1763   | 15" Subasis Bar         |
| 1702   | 16" Subasis Bar         |
| 1765   | 17" Subasis Bar         |
| 1703   | 18" Subasis Bar         |

The subasis bar has been formed to provide relief in the midsection while securing the pelvic position. Includes three adjustable lock collars for positioning the bar laterally. Made of high strength aluminum alloy bar, and is padded with the highest resilient foam tubing. Deburred for a smooth finish. Covered with a Spandex slipcover.



| WHEELCHAIR<br>WIDTH | BAR<br>LENGTH | ASIS<br>MAX<br>LENGTH | ASIS<br>MIN<br>LENGTH |
|---------------------|---------------|-----------------------|-----------------------|
| 12" X-Small         | 12" to 15"    | 8"                    | 3 1/2"                |
| 12"                 | 13 1/4"       | 9"                    | 6"                    |
| 13"                 | 14 1/4"       | 9"                    | 6"                    |
| 14"                 | 15 1/4"       | 11"                   | 7"                    |
| 15"                 | 16 1/4"       | 11"                   | 7"                    |
| 16"                 | 17 1/4"       | 13"                   | 8"                    |
| 17"                 | 18 1/4"       | 13"                   | 8"                    |
| 18"                 | 19 1/4"       | 15"                   | 9"                    |

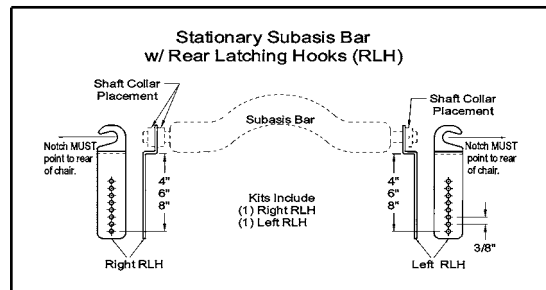
Sizes: 12", 13", 14", 15", 16", 17", 18"



## INTERFACE BRACKET KITS

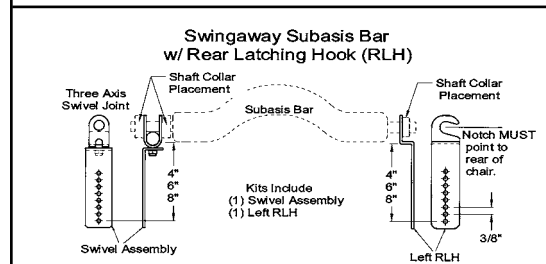
### Stationary, Rear Latching Hook (RLH)

| SST #   | Black # | Description                 |
|---------|---------|-----------------------------|
| 1551-00 | 1551-01 | 4" Sta Sub Bar RLH Brkt Kit |
| 1552-00 | 1552-01 | 6" Sta Sub Bar RLH Brkt Kit |
| 1553-00 | 1553-01 | 8" Sta Sub Bar RLH Brkt Kit |



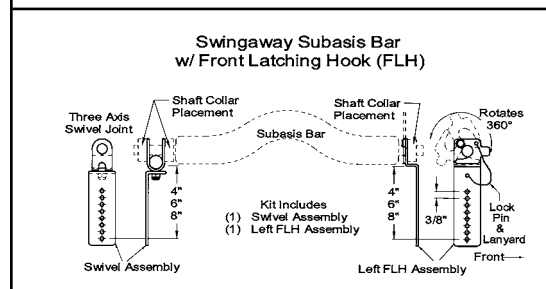
### Swingaway, Rear Latching Hook (RLH)

| SST #   | Black # | Description                 |
|---------|---------|-----------------------------|
| 1561-00 | 1561-01 | 4" Swg Sub Bar RLH Brkt Kit |
| 1562-00 | 1562-01 | 6" Swg Sub Bar RLH Brkt Kit |
| 1563-00 | 1563-01 | 8" Swg Sub Bar RLH Brkt Kit |



### Swingaway, Front Latching Hook (FLH)

| SST #   | Black # | Description                 |
|---------|---------|-----------------------------|
| 1591-00 | 1591-01 | 4" Swg Sub Bar FLH Brkt Kit |
| 1592-00 | 1592-01 | 6" Swg Sub Bar FLH Brkt Kit |
| 1593-00 | 1593-01 | 8" Swg Sub Bar FLH Brkt Kit |





## STRAIGHT SUBASIS BAR

### Part #

X22510-01-21

### Description

Straight Subasis Bar

### Lead Time

5 Days



### Wheelchair Size (Circle Choice)

12" 13" 14" 15" 16" 17" 18" 19" 20" 21" 22"

Upholstery  
This slipcover is only  
offered in Neoprene  
Backed Black.

## EXTRA DEEP MID-RELIEF SUBASIS BAR

### Part #

X22510-03-21

### Description

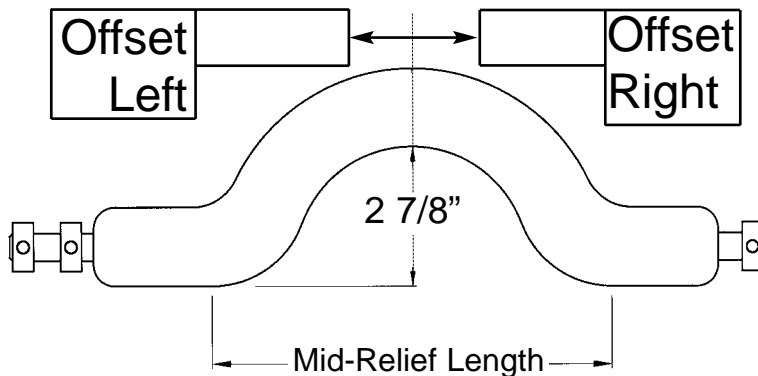
Extra Deep Mid-Relief Subasis Bar

### Lead Time

5 Days

Wheelchair Size (Circle Choice) 12" 13" 14" 15" 16" 17" 18" 19" 20" 21" 22"

Bar Will Be Formed For Positioning Client In Center If Offset Not Filled In



Upholstery  
This slipcover is only offered in  
Black Spandex.

| Extra Deep Subasis Bar<br>Maximum Offset Values |                |                   |
|---|----------------|-------------------|
| Wheelchair Size                                 | Maximum Offset | Mid-Relief Length |
| 12", 13"  | 1"             | 7"                |
| 14", 15"  | 2"             | 7"                |
| 16", 17"  | 2"             | 8"                |
| 18", 19"  | 2 1/2"         | 9"                |
| 20", 21"  | 3 1/2"         | 9"                |
| 22"   | 4 1/2"         | 9"                |

### Mid-Relief Sizes

| Wheelchair Size | Mid-Relief Length |
|-----------------|-------------------|
| 12", 13"        | 7"                |
| 14", 15"        | 7"                |
| 16", 17"        | 8"                |
| 18", 19"        | 9"                |
| 20", 21"        | 9"                |
| 22"             | 9"                |

8

## OFFSET MID-RELIEF SUBASIS BAR

### Part #

X22510-02-21

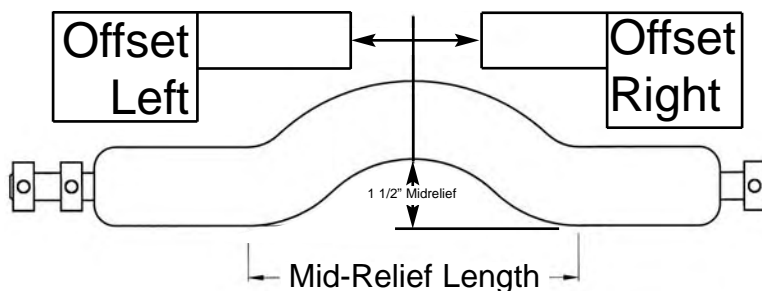
### Description

Offset Mid-Relief Subasis Bar

### Lead Time

5 Days

Wheelchair Size (Circle Choice) 12" 13" 14" 15" 16" 17" 18" 19" 20" 21" 22"



Upholstery  
This slipcover is only offered in Black Spandex.

| Standard Subasis Bar<br>Maximum Offset Values |                |                   |
|---|----------------|-------------------|
| Wheelchair Size                               | Maximum Offset | Mid-Relief Length |
| 12", 13"                                      | 1 1/2"         | 6"                |
| 14", 15"                                      | 2"             | 7"                |
| 16", 17"                                      | 2"             | 8"                |
| 18", 19"                                      | 2 1/2"         | 9"                |
| 20", 21"                                      | 3 1/2"         | 9"                |
| 22"   | 4 1/2"         | 9"                |

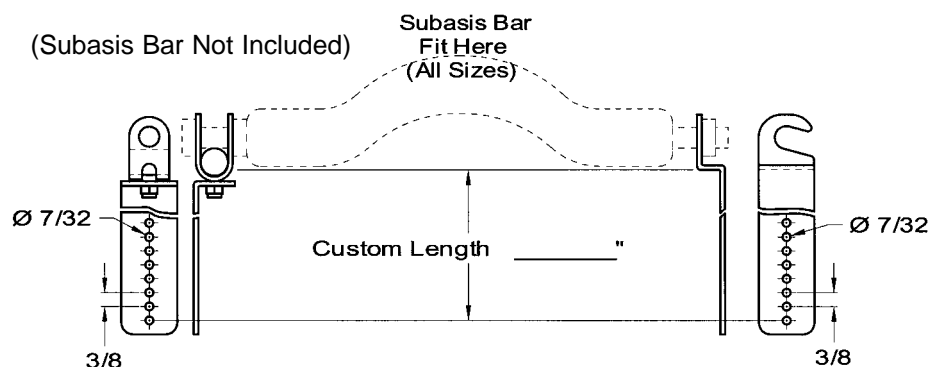
## CUSTOM LENGTH SUBBASIS INTERFACE HARDWARE MODIFICATION

***THIS HARDWARE MODIFICATION CANNOT BE PURCHASED ALONE.  
IT MUST BE PURCHASED ALONG WITH A SUBBASIS BAR INTERFACE KIT OR A  
COMPLETE SUBBASIS BAR KIT.***

(See Previous Pages For Kit Information)

You must order a complete Subbasis Bar Kit or a Subbasis Bar Interface Hardware Kit along with this modification to get the customization. To order this modification, please copy this page, fill in your dimensions, and fax the page to us with your order.

| Part #         | Description  | Lead Time |
|----------------|--|-----------|
| X12510-01-00-U | Custom Length Subbasis Interface Hdw Modification, SST   | 5 Days    |
| X12510-01-01-U | Custom Length Subbasis Interface Hdw Modification, Black | 3 Weeks   |



There are (7) Holes per bracket on the 4" brackets

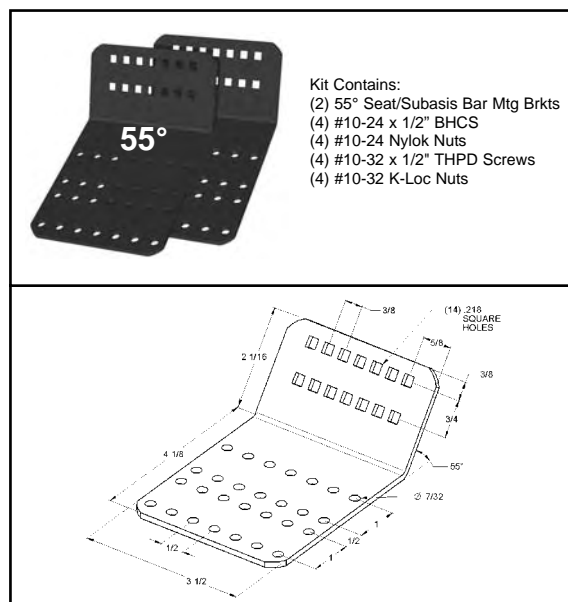
There are (14) holes per bracket on the 6" and 8" brackets.

Standard Bracket Lengths are 4" - 6" - 8"

### 55° SEAT/SUBBASIS BAR MOUNTING KIT

| Part #  | Description                        |
|---------|------------------------------------|
| 4380-01 | 55° Seat/Subbasis Bar Mounting Kit |

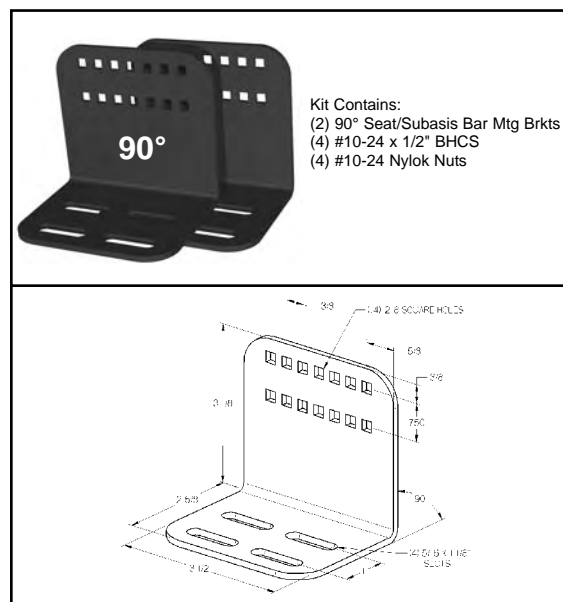
For mounting subbasis bars to the AS4000 and AS5000 seating systems. Made of high strength aluminum and punched holes to mount the seat pan and bolt on vertical subbasis bar bracket with #10-24" x 1/2" hardened cap screws. A kit contains all hardware necessary for installation.



### 90° SEAT/SUBBASIS BAR MOUNTING KIT

| Part #  | Description                        |
|---------|------------------------------------|
| 4390-01 | 90° Seat/Subbasis Bar Mounting Kit |

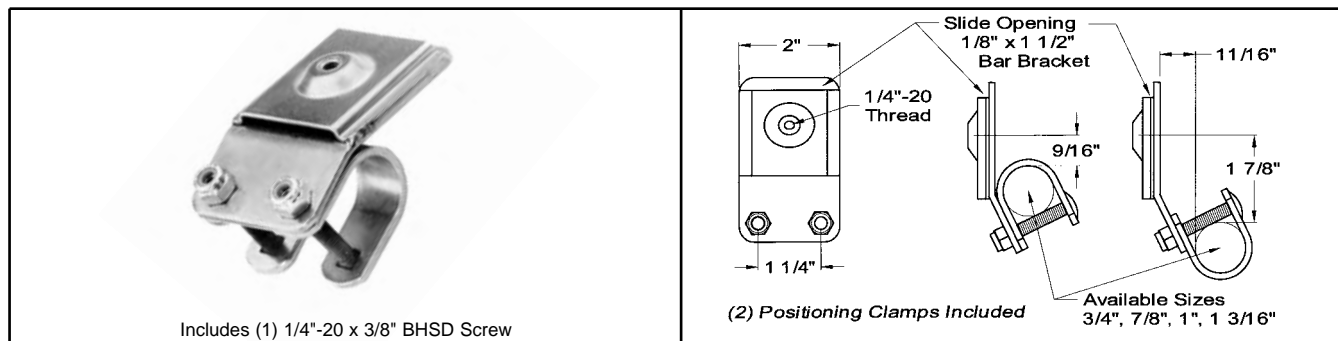
For mounting subbasis bars to Flat Bottom seating systems. Made of high strength aluminum and punched holes to mount the seat pan and bolt on vertical subbasis bar bracket with #10-24 x 1/2" hardened cap screws.



## SINGLE FRAME TUBE SUPPORT - SINGLE SLIDE

| SST#    | Black # | Description                    |
|---------|---------|--------------------------------|
| 1901-00 | 1901-01 | 3/4" Single Frame Tube Support |
| 1902-00 | 1902-01 | 7/8" Single Frame Tube Support |
| 1903-00 | 1903-01 | 1" Single Frame Tube Support   |

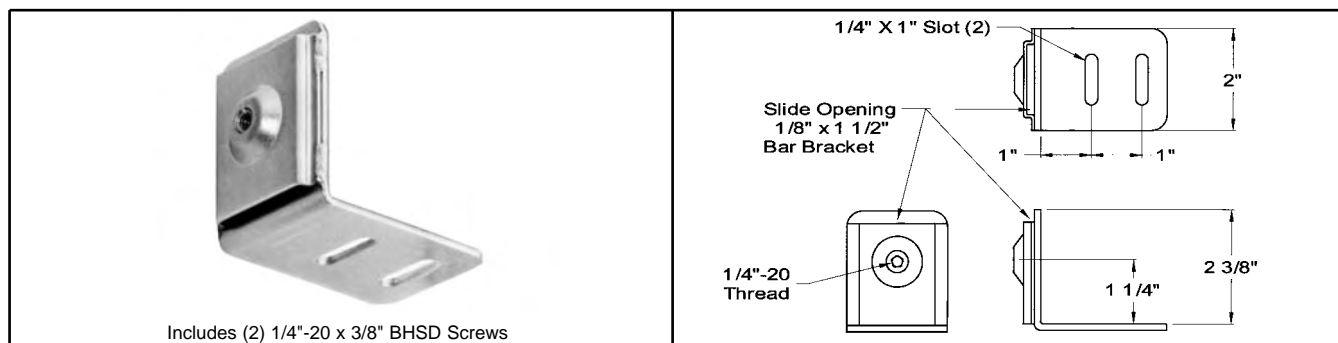
Utilizes the tube frame of the wheelchair to position any device using 1/8" x 1 1/2" flat bar stock. The subbasis bar can utilize this support system. Black parts have a durable powder coating.



## 90° SLIDE BRACKET

| SST#    | Black # | Description       |
|---------|---------|-------------------|
| 1920-00 | 1920-01 | 90° Slide Bracket |

This bracket has been designed for flat bottom seats for mounting 1/8" x 1 1/2" bracket hardware. Made of 1/8" SST plate formed to 90° with two 1/4" slots and slide plate weldment. Black parts have a durable powder coating.



## HISTORY/BACKGROUND

The Subasis bar was developed by the University of Wisconsin Hospital's Department of Rehabilitation Engineering. The first publication on the Subasis bar was in the 1985 RESNA eighth annual conference proceedings. Since 1985, the Subasis bar has been used successfully with thousands of clients.

## THE THEORY BEHIND WHY THE BAR WORKS

The subasis bar was designed for individuals with very high tone, especially those for whom a more flexible device such as a "seat" belt does not work. The concept behind the subasis bar is to first position the client in sufficient hip flexion to break up excessive extensor tone. The subasis bar then holds the client in this posture. The bar should be mounted just below the **Anterior, Superior Iliac Spine (A.S.I.S.)** of the pelvis. The effectiveness of the subasis bar is greatly enhanced by a seat with anterior thigh support, such as an anti-thrust seat, and a back providing anterior support to the pelvis such as a biangular back. Subasis bars are especially effective when combined with Metalcraft's AS5000 seating system.

The subasis bar is also effective in controlling pelvic rotation. One side of the subasis bar limits the side of the pelvis that is attempting to rotate forward. The other side of the subasis bar has little effect, since that side of the pelvis is attempting to rotate posteriorly.

## POTENTIAL PROBLEMS/CONCERNS

1. The bar must be positioned below the A.S.I.S. For very small individuals, the A.S.I.S. may not be sufficiently above the top of the thigh for this location to be achieved. If a larger individual is lacking in hip flexion, the A.S.I.S. will be rotated both posteriorly and inferiorly thus positioning the A.S.I.S. at or below the top of the thigh.
2. Attempting to reduce pressure on the bar by mounting it more anteriorly will actually increase the pressure between the client and the subasis bar. Remember that the theory behind the subasis bar was to hold the individual in a posture with reduced extensor tone. When the bar is too far anterior, the individual can rotate his pelvis posteriorly thus increasing extensor tone.
3. If the client wears diapers, the number or thickness of the diapers must be consistent in order for the subasis bar to fit properly. This thickness problem does not apply to winter coats, since the coat would go over the bar.
4. Long time users of a subasis bar may develop a thickening or toughening of the skin near the bar. This appears to be nothing more than a callus, albeit in an unusual location.

## YOU WANT TO USE A SUBBASIS BAR, NOW... WHAT DO YOU NEED?

### If You're Using A Metalcraft Seating System

If you're ordering a Metalcraft Seating system with a Subasis bar, just check one of the Subasis bar kits (part #s 5230 or 5231) on the order form and the correct interface and mounting hardware will be included and installed. If you want to add a Subasis bar to an existing Metalcraft seating system, again use the 5230 or 5231 part number and be sure to indicate the wheelchair width so that we can supply the correct bar length.

### If You're Not Using A Metalcraft Seating System

You can order one of the complete Plywood & Foam kits, or you can order 3 separate items: the bar itself, the hardware which mounts to either the wheelchair frame or the seating system, and the interface hardware which goes between the bar and the mounting hardware.

Continued...

## The Bar Itself

Metalcraft offers standard sized Subasis bars to fit 12" thru 18" wheelchairs. An adjustable extra small size with reduced diameter is available to fit 12" thru 14" wheelchairs. The bar size refers to the wheelchair seat width not the length of the bar. For example, a 16" Subasis bar is designed to fit wheelchairs with a seat width of 16". The bar is actually 17 ¼" long. The "extra length is needed for the interface hardware. The bars contain a standard sized mid-relief with a depth of 1 3/8". Custom lengths, straight bars, offset mid-relief and an extra deep (2 7/8") mid-relief are available as well.

## Mounting Hardware

The Subasis bar can be mounted to either the wheelchair's seat tubes or the bottom of the seat. To mount directly to the wheelchair's seat tubes, use a single or double frame tube support clamped around the seat tubing with the slide bracket portion pointing vertically. The interface hardware goes into the slide portion of the tube support. The double version is useful if you have a cross frame or other hardware in the way. (Note: tube supports are sold individually so you'll need to order two.)

To mount to either the plywood base of the seating system or a wheelchair's metal seat pan, either use 2 of the 90° slide brackets or the 90° seat Subasis bar mounting kit. You'll have to install T-nuts in the plywood or drill holes in the metal pan for the mounting brackets. (Note: 90° slide brackets are sold individually so you'll need to order two. 90° seat /Subasis bar brackets are sold in pairs so you only order one.)

## Interface Hardware

Metalcraft offers three styles of latching options:

### Stationary w/Two Rear Latching Hooks

This interface is the least expensive option with a hook on each side. However, since the Subasis bar itself is not attached to either side, the bar may be misplaced when it is removed.

### Swingaway, Rear Latching or Swingaway, Front Latching

With swingaway interface hardware, the Subasis bar is attached to a swivel bracket on the client's right side, which allows the bar to pivot. When the client transfers into or out of the seating system, the bar is pivoted alongside the armrest or hip pad. When the client is in the seating system, the Subasis bar is latched in place by a hook on the side opposite the swivel assembly.

### *Rear Latching*

With the rear latching hardware, the hook opening is posterior, toward the client. The bar is released by pushing it against the client, then up and over the hook. Many clients are able to release the rear latching hardware and transfer out of the chair.

### *Front Latching*

With the front latching hardware, the hook opening is anterior, away from the client. The Subasis bar is held in the hook by a swiveling lock that is secured by a push pin. The front latching hardware requires more fine motor skills to operate, but may provide a more positive latching mechanism.

All three types of interface hardware are offered in lengths of 4", 6" or 8". The correct length depends on the sum of the client's thigh diameter and the cushion thickness.

Metalcraft's customer service department is available to answer any additional questions you may have. You can email your questions to us at [Customer-Service@Metalcraft-Industries.com](mailto:Customer-Service@Metalcraft-Industries.com) or call us at 608-835-3232.



# METALCRAFT INDUSTRIES, INC.

## Hip/Lateral Thigh Positioning

| <u>Model #</u> | <u>Description</u>   | <u>Page #</u>                        |
|----------------|--|--------------------------------------|
| SHP .....      | Straight Hip Pad.....                                      | 9-1                                  |
| OHP .....      | Oval Hip Pads .....  | 9-2                                  |
| ADP .....      | Adductor Pad Kits .....                                    | 9-2                                  |
|                | Modular Seat, Hip Pad Brackets .....                       | 9-3                                  |
|                | Flat Seat, Hip Pad Brackets .....                          | 9-3                                  |
|                | Removable Hip Pad Brackets, Flat Seat & Modular Seat ..... | 9-3                                  |
|                | Replacement Covers .....                                   | See Miscellaneous Section Page 11-10 |



## STRAIGHT HIP PAD KITS - MODEL # SHP

The pads mount on brackets attached to a contoured seat pan. The width between the pads as well as their interior/posterior location can be adjusted to suit the individual client. The hip pad kits include all the hardware necessary for mounting. (When ordered with a system, the brackets will be mounted)

The hip pads have threaded fasteners for mounting subbasis bar brackets, 1" of closed cell foam, and are covered with vinyl upholstery.

"Kits" include mounting fasteners.

### NEOPRENE BACKED & VINYL COLORS

Black, Red, Blue, Silver, Maroon, Pink

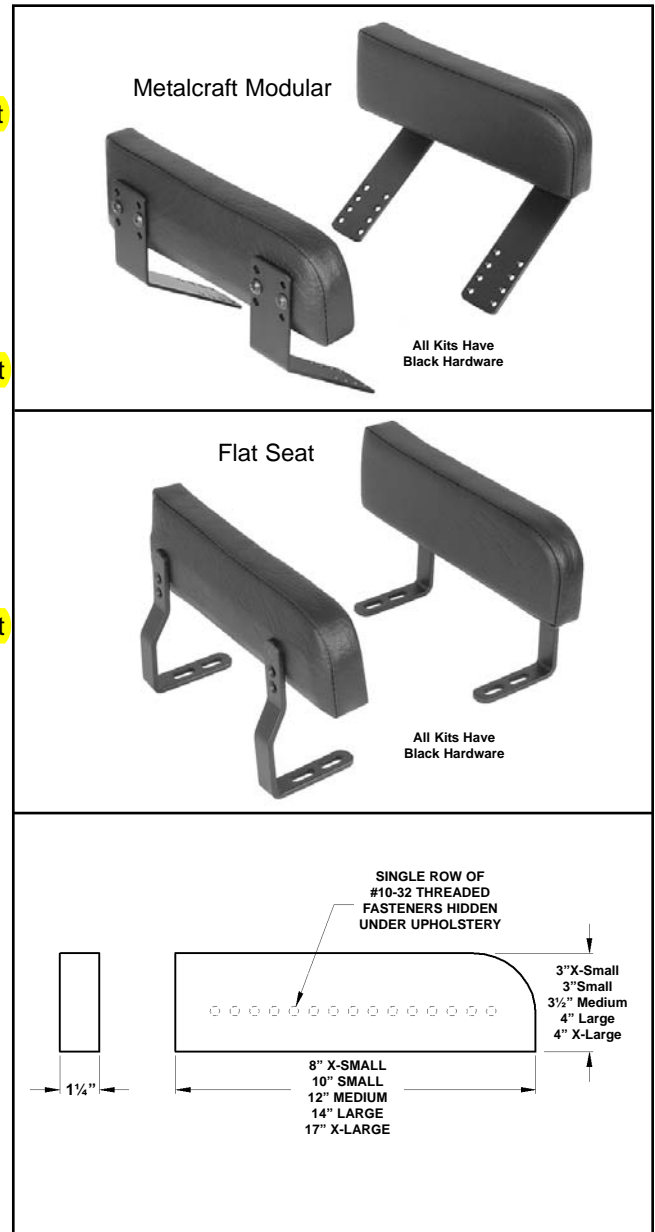
| Flat<br>Seat<br>Part # | Metalcraft<br>Modular<br>Part # | Description                                       |
|------------------------|---------------------------------|---|
| 6244                   | 5244                            | X-Small Straight Hip Pad, Pair, Kit               |
| 6244L                  | 5244L                           | X-Small Straight Hip Pad, <b>SHP</b> , Left, Kit  |
| 6244R                  | 5244R                           | X-Small Straight Hip Pad, <b>SHP</b> , Right, Kit |
| 6245                   | 5245                            | Small Straight Hip Pad, Pair, Kit                 |
| 6245L                  | 5245L                           | Small Straight Hip Pad, <b>SHP</b> , Left, Kit    |
| 6245R                  | 5245R                           | Small Straight Hip Pad, <b>SHP</b> , Right, Kit   |
| 6246                   | 5246                            | Medium Straight Hip Pad, Pair, Kit                |
| 6246L                  | 5246L                           | Medium Straight Hip Pad, <b>SHP</b> , Left, Kit   |
| 6246R                  | 5246R                           | Medium Straight Hip Pad, <b>SHP</b> , Right, Kit  |
| 6247                   | 5247                            | Large, Pair, Kit                                  |
| 6247L                  | 5247L                           | Large Straight Hip Pad, <b>SHP</b> , Left, Kit    |
| 6247R                  | 5247R                           | Large Straight Hip Pad, <b>SHP</b> , Right, Kit   |
| 6248                   | 5248                            | X-Large Straight Hip Pad, Pair, Kit               |
| 6248L                  | 5248L                           | X-Large Straight Hip Pad, <b>SHP</b> , Left, Kit  |
| 6248R                  | 5248R                           | X-Large Straight Hip Pad, <b>SHP</b> , Right, Kit |

### Pads Only

|       |                          |
|-------|--------------------------|
| 2142  | X-Small, Pair, Pads Only |
| 2142L | X-Small, Left, Pad Only  |
| 2142R | X-Small, Right, Pad Only |
| 2143  | Small, Pair, Pads Only   |
| 2143L | Small, Left, Pad Only    |
| 2143R | Small, Right, Pad Only   |
| 2144  | Medium, Pair, Pads Only  |
| 2144L | Medium, Left, Pad Only   |
| 2144R | Medium, Right, Pad Only  |
| 2145  | Large, Pair, Pads Only   |
| 2145L | Large, Left, Pad Only    |
| 2145R | Large, Right, Pad Only   |
| 2146  | X-Large, Pair, Pads Only |
| 2146L | X-Large, Left, Pad Only  |
| 2146R | X-Large, Right, Pad Only |

### Options

|         |   |
|---------|---|
| 9910-U  | Removable Hip Pad Bracket, Flat Seat, Pair          |
| 9910L-U | Removable Hip Pad Bracket, Flat Seat, Left Side     |
| 9910R-U | Removable Hip Pad Bracket, Flat Seat, Right Side    |
| 9911-U  | Removable Hip Pad Bracket, Modular, Pair            |
| 9911L-U | Removable Hip Pad Bracket, Modular Seat, Left Side  |
| 9911R-U | Removable Hip Pad Bracket, Modular Seat, Right Side |



## OVAL HIP PAD KITS - MODEL # OHP

| Flat<br>Seat<br>Part # | Metalcraft<br>Modular<br>Part # | Description                          |
|------------------------|---------------------------------|--------------------------------------|
| 6240                   | 5240                            | Small Oval Hip Pad, Pair, Kit        |
| 6240S                  | 5240S                           | Small Oval Hip Pad, OHP, Single, Kit |
| 6241                   | 5241                            | Large Oval Hip Pad, Pair, Kit        |
| 6241S                  | 5241S                           | Large Oval Hip Pad, OHP, Single, Kit |

### Options

|         |   |
|---------|---|
| 9910-U  | Removable Hip Pad Bracket, Flat Seat, Pair          |
| 9910L-U | Removable Hip Pad Bracket, Flat Seat, Left Side     |
| 9910R-U | Removable Hip Pad Bracket, Flat Seat, Right Side    |
| 9911-U  | Removable Hip Pad Bracket, Modular, Pair            |
| 9911L-U | Removable Hip Pad Bracket, Modular Seat, Left Side  |
| 9911R-U | Removable Hip Pad Bracket, Modular Seat, Right Side |

### NEOPRENE BACKED & VINYL COLORS

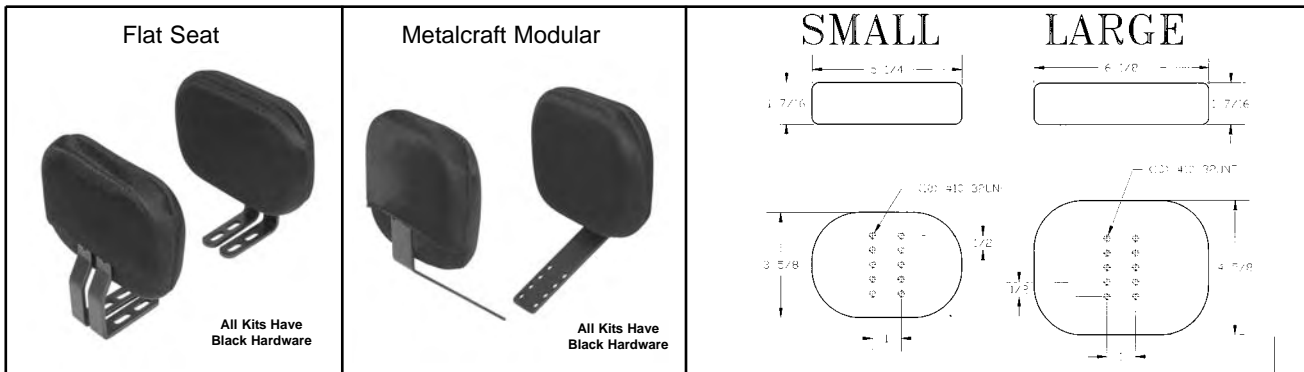
Black, Red, Blue, Silver, Maroon, Pink

Oval hip pads can be used with either the AS4000 or AS5000. The pads mount on brackets attached to the seat pan. The width between the pads as well as their anterior/posterior location can be adjusted to suit the individual client. The hip pads kits include all the hardware necessary for mounting. (When ordered with a system, the brackets will be mounted)

The hip pads are padded with a combination of closed cell and open cell foams and are covered with neoprene backed fabric upholstery.

### Pads Only

|      |                          |
|------|--------------------------|
| 1445 | Small Oval Hip, Pad Only |
| 1446 | Large Oval Hip, Pad Only |



## ADDUCTOR PAD KITS - MODEL # ADP

| Flat<br>Seat<br>Part # | Metalcraft<br>Modular<br>Part # | Description                          |
|------------------------|---------------------------------|--------------------------------------|
| 6260                   | 5260                            | Small Adductor Pad, Pair, Kit        |
| 6260S                  | 5260S                           | Small Adductor Pad, ADP, Single, Kit |
| 6261                   | 5261                            | Large Adductor Pad, Pair, Kit        |
| 6261S                  | 5261S                           | Large Adductor Pad, ADP, Single, Kit |

### Options

|         |   |
|---------|---|
| 9910-U  | Removable Hip Pad Bracket, Flat Seat, Pair          |
| 9910L-U | Removable Hip Pad Bracket, Flat Seat, Left Side     |
| 9910R-U | Removable Hip Pad Bracket, Flat Seat, Right Side    |
| 9911-U  | Removable Hip Pad Bracket, Modular Seat, Pair       |
| 9911L-U | Removable Hip Pad Bracket, Modular Seat, Left Side  |
| 9911R-U | Removable Hip Pad Bracket, Modular Seat, Right Side |

### NEOPRENE BACKED & VINYL COLORS

Black, Red, Blue, Silver, Maroon, Pink

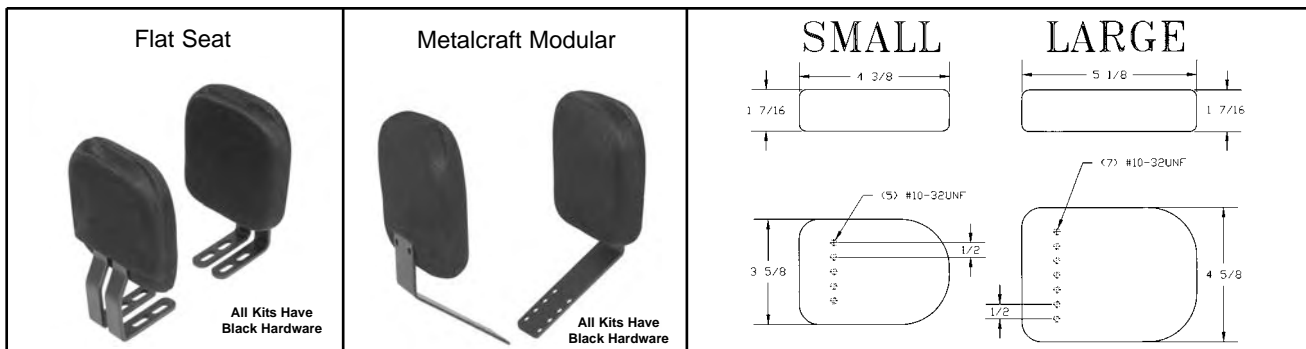
Adductor pads are intended to control "wind-swept" or "frog legged" postures. The pads may be used by themselves or in combination with oval hip pads.

The pads are mounted on brackets that attach to the seat pan of either an AS4000 or AS5000. The adductor pad kits come with all the hardware necessary for mounting. (When ordered with a system, the pads will be mounted)

The hip pads are padded with closed cell foam and are covered with neoprene backed fabric upholstery.

### Pads Only

|      |                          |
|------|--------------------------|
| 1455 | Small Adductor, Pad Only |
| 1456 | Large Adductor, Pad Only |

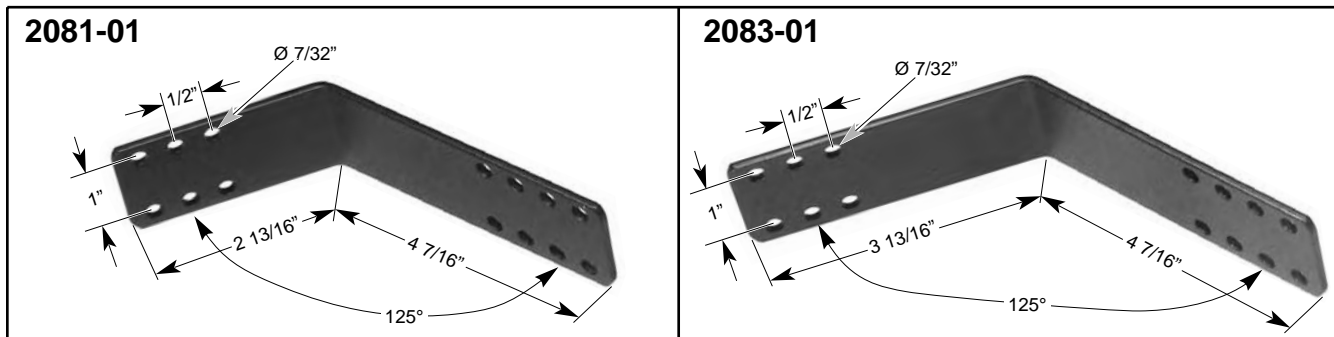


METALCRAFT INDUSTRIES, INC. • (888) 399-3232 • fax: (608) 835-9180 • email: Customer-Service@Metalcraft-Industries.com

## METALCRAFT MODULAR HIP PAD BRACKETS

| Part #  | Description                   |
|---------|-------------------------------|
| 2081-01 | AS4000 Hip Pad Bracket, Black |
| 2083-01 | AS5000 Hip Pad Bracket, Black |

Designed for use with Metalcraft's AS4000 & AS5000 Seats. Made from 11 gauge 304 Stainless Steel. Deburred and powder coated for durable finish.



## FLAT SEAT HIP PAD BRACKETS

Designed for use with plywood & foam seats. This heavy duty bracket is made from 304 stainless steel 3/16" thick. The bracket is deburred for a smooth finish and coated with a durable black powder coating.

### 2" Thick Cushions

| Part #  | Description                                       |
|---------|---|
| 1270-10 | Hip Pad Bracket, -1" Offset, 2" Cushion, Black    |
| 1270-20 | Hip Pad Bracket, -1/2" Offset, 2" Cushion, Black  |
| 1270-30 | Hip Pad Bracket, 0" Offset, 2" Cushion, Black     |
| 1270-40 | Hip Pad Bracket, 1/2" Offset, 2" Cushion, Black   |
| 1270-50 | Hip Pad Bracket, 1" Offset, 2" Cushion, Black     |
| 1270-60 | Hip Pad Bracket, 1 1/2" Offset, 2" Cushion, Black |
| 1270-70 | Hip Pad Bracket, 2" Offset, 2" Cushion, Black     |

### 3" Thick Cushions

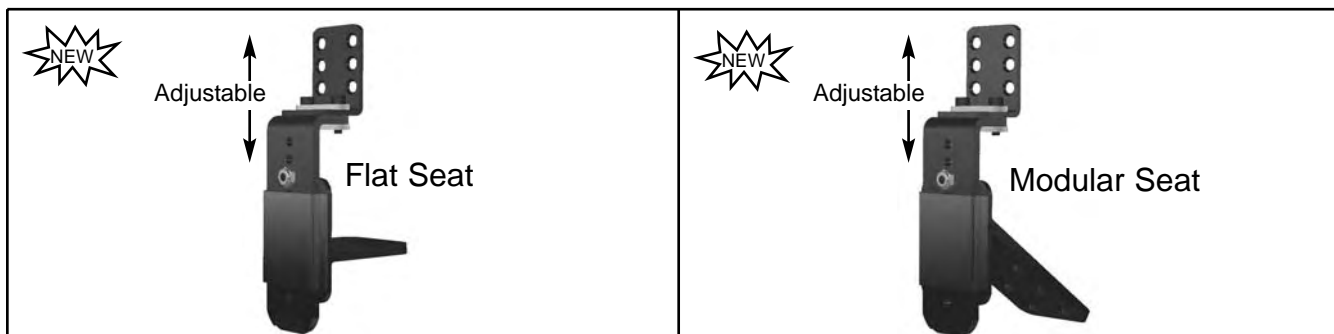
| Part #  | Description                                       |
|---------|---|
| 1270-12 | Hip Pad Bracket, -1" Offset, 3" Cushion, Black    |
| 1270-22 | Hip Pad Bracket, -1/2" Offset, 3" Cushion, Black  |
| 1270-32 | Hip Pad Bracket, 0" Offset, 3" Cushion, Black     |
| 1270-42 | Hip Pad Bracket, 1/2" Offset, 3" Cushion, Black   |
| 1270-52 | Hip Pad Bracket, 1" Offset, 3" Cushion, Black     |
| 1270-62 | Hip Pad Bracket, 1 1/2" Offset, 3" Cushion, Black |
| 1270-72 | Hip Pad Bracket, 2" Offset, 3" Cushion, Black     |



## REMOVABLE HIP PAD BRACKETS

| Part #  | Description                             |
|---------|---|
| 1280-60 | Removable Hip Pad Bracket, Flat Seat    |
| 1280-70 | Removable Hip Pad Bracket, Modular Seat |

Designed for use with Metalcraft's AS4000 & AS5000 Seats and flat bottom seats. Made from 304 Stainless Steel. Deburred and powder coated for durable finish.





# METALCRAFT INDUSTRIES, INC.

## Abduction Positioning

| <u>Model #</u> | <u>Description</u>  | <u>Page #</u>                        |
|----------------|---|--------------------------------------|
| CP .....       | Abduction Contoured Pad .....                                     | 10-1                                 |
| WPA .....      | Abduction Wedge Pad Kits .....                                    | 10-1                                 |
|                | Abduction Contoured Pads .....                                    | 10-2                                 |
|                | Abduction Wedge Pads, & Custom Wedge Pad .....                    | 10-2                                 |
|                | Slideaway Contoured Abduction Pad Brackets & Custom Bracket ..... | 10-3                                 |
|                | Swingaway Contoured Abduction Pad Brackets & Custom Bracket ..... | 10-3                                 |
|                | Adjustable Width Contoured Abduction Pad Brackets .....           | 10-4                                 |
|                | Slideaway Abduction Pad Bracket & Custom Bracket .....            | 10-5                                 |
|                | Swingaway Abduction Pad Brackets & Custom Bracket .....           | 10-5                                 |
|                | Universal Swingaway & Push-Down Swingaway Slide Brackets .....    | 10-6                                 |
|                | Slide Brackets & Backing Plates .....                             | 10-7                                 |
|                | Replacement Covers .....  | See Miscellaneous Section Page 11-10 |

## ABDUCTION CONTOURED PAD KITS - MODEL # CPA

| Part # | Description  |
|--------|--|
| 5280   | Small Contoured Pad Abductor <b>CPA</b> Slideaway Kit  |
| 5281   | Medium Contoured Pad Abductor <b>CPA</b> Slideaway Kit |
| 5282   | Large Contoured Pad Abductor <b>CPA</b> Slideaway Kit  |
| 5295   | Small Contoured Pad Abductor <b>CPA</b> Swingaway Kit  |
| 5296   | Medium Contoured Pad Abductor <b>CPA</b> Swingaway Kit |
| 5297   | Large Contoured Pad Abductor <b>CPA</b> Swingaway Kit  |

The contoured pads abduct the medial surface of the knee. The "Push Down" swingaway bracket is easily operated by caregivers. The interface bracket is width adjustable.

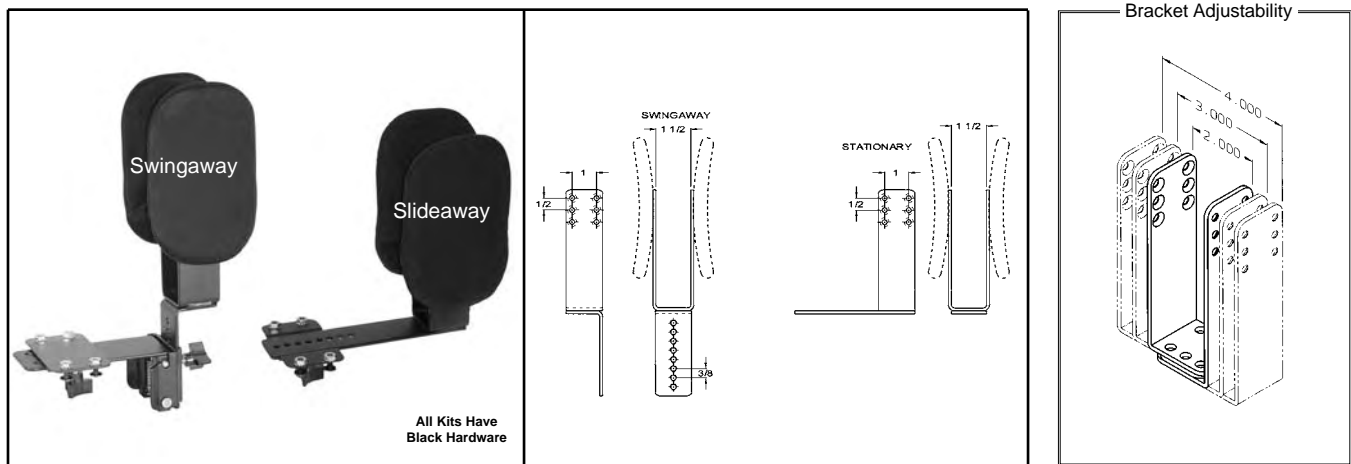
### Options (SUBstitutions)

|          |   |
|----------|---|
| 9902-2-U | Extra Soft Pads, Pair, Upgrade                                      |
| 9903-1-U | Slideaway Adj. Width Mtg. Brkt., Tall Vertical, Upgrade             |
| 9903-2-U | Slideaway Adj. Width Mtg. Brkt., Short Vertical, Upgrade            |
| 9904-1-U | Swingaway Adj. Width Mtg. Brkt., Tall Vertical/Short Tail, Upgrade  |
| 9904-2-U | Swingaway Adj. Width Mtg. Brkt., Short Vertical/Short Tail, Upgrade |
| 9904-3-U | Swingaway Adj. Width Mtg. Brkt., Short Vertical/Tall Tail, Upgrade  |

### NEOPRENE BACKED & VINYL COLORS

Black, Red, Blue, Silver, Maroon, Pink

See Page 10-4 For Information



## ABDUCTION WEDGE PAD KITS - MODEL # WPA

| Part # | Description                                       |
|--------|---|
| 5270   | Small Wedge Pad Abductor <b>WPA</b> Slideaway Kit |
| 5271   | Large Wedge Pad Abductor <b>WPA</b> Slideaway Kit |
| 5290   | Small Wedge Pad Abductor <b>WPA</b> Swingaway Kit |
| 5291   | Large Wedge Pad Abductor <b>WPA</b> Swingaway Kit |

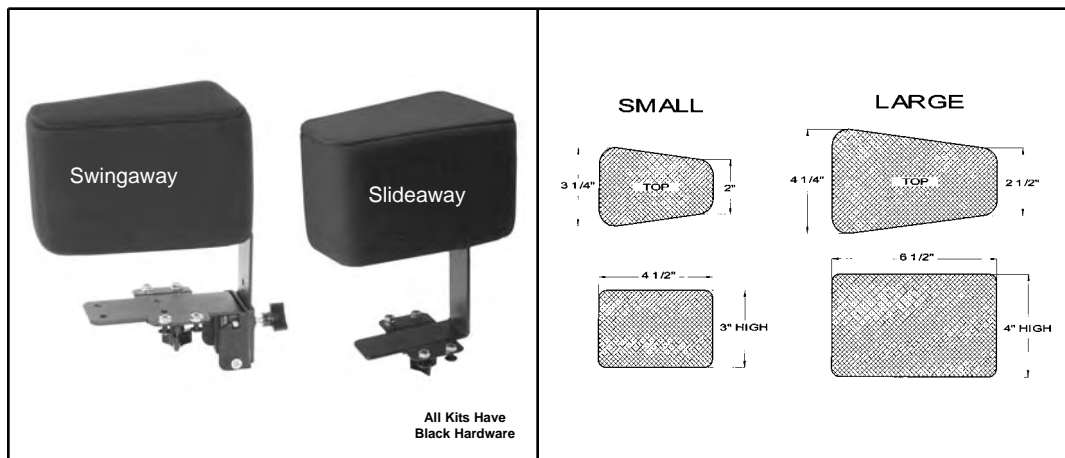
The wedge shaped pad is mounted between the thighs by a bracket that extends beneath the seat. The "Push Down" swingaway mounting is easily operated by caregivers.

### NEOPRENE BACKED & VINYL COLORS

Black, Red, Blue, Silver, Maroon, Pink

### Options (FABrications)

|                |                             |
|----------------|-----------------------------|
| X23500-01-00-U | Custom Abduction Wedge, FAB |
|----------------|-----------------------------|





## ABDUCTION CONTOURED PADS (Lateral Pads)

| Part #  | Description                     |
|---------|---------------------------------|
| 1351    | Small Lateral Pad               |
| 1361    | Medium Lateral Pad              |
| 1371    | Large Lateral Pad               |
| 1353    | Small Extra Soft Lateral Pad    |
| 1363    | Medium Extra Soft Lateral Pad   |
| 1373    | Large Extra Soft Lateral Pad    |
| 1350-00 | Small Lateral Pad - Metal Only  |
| 1360-00 | Medium Lateral Pad - Metal Only |
| 1370-00 | Large Lateral Pad - Metal Only  |

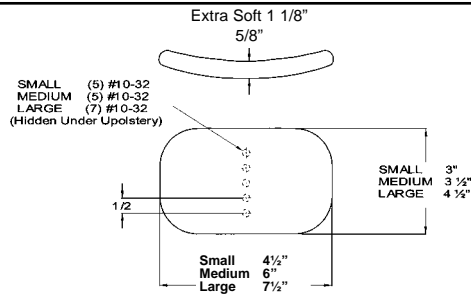
Designed to adapt to many positioning applications. Made of 16 gauge steel, zinc plated, formed with a recess for #10-32 press nuts. Curved to body contour. Deburred for a smooth finish and plated. Supplied complete with padding, and covered in a variety of colors with a neoprene backed or vinyl upholstery.

### NEOPRENE BACKED & VINYL COLORS

Black, Red, Blue, Silver, Maroon, Pink



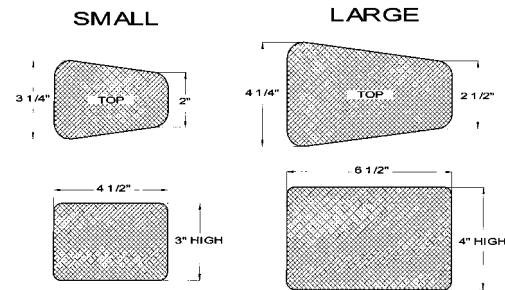
Sold as individual pads



## ABDUCTION WEDGE PADS

| Part # | Description               |
|--------|---------------------------|
| 1443   | Small Abduction Wedge Pad |
| 1444   | Large Abduction Wedge Pad |

Designed for stationary or swingaway mounting. The wedge is constructed of plywood, foam, tee nuts, and covered with a variety of covers.



### NEOPRENE BACKED & VINYL COLORS

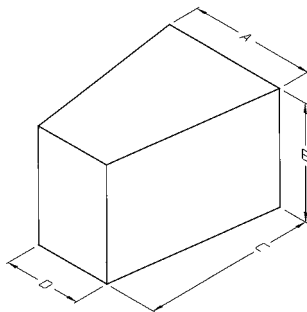
Black, Red, Blue, Silver, Maroon, Pink

## CUSTOM ABDUCTION WEDGE PAD

Part #  
X23500-01

Description  
Custom Abduction Wedge Pad  
See BELOW for fabric choices.

Lead Time  
2 Weeks



|   | MIN | CUSTOM DIMENSION | MAX |
|---|-----|------------------|-----|
| A | 3"  |                  | 8"  |
| B | 2"  |                  | 8"  |
| C | 4"  |                  | 12" |
| D | 2"  |                  | 8"  |

TO PROCESS ORDER  
YOU **MUST** FILL IN  
AND FAX TO US

### NEOPRENE BACKED & VINYL COLORS

Black, Red, Blue, Silver, Maroon, Pink



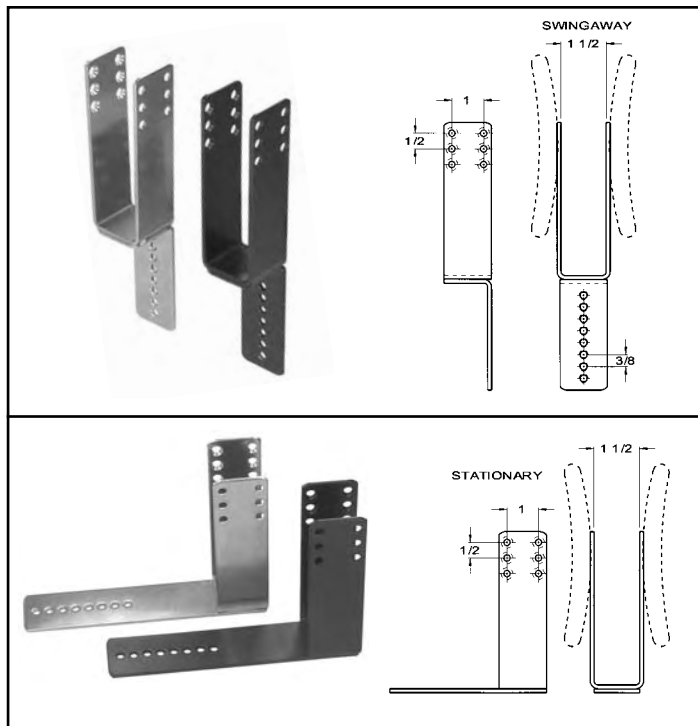
## CONTOURED ABDUCTION PAD INTERFACE BRACKETS

These brackets are used to mount Abduction Contoured Pads. Deburred for a smooth finish. Made of stainless steel. Black parts are coated with a durable powder coating.

**SST #**  
3690-00

**Black #**  
3690-01

**Description**  
Swg Abd Contoured Pad  
Interface Bracket w/Pad Screws

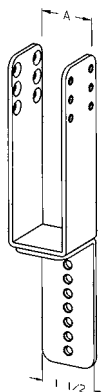


**SST #**  
3689-00

**Black #**  
3689-01

**Description**  
Sldwy Abd Contoured Pad  
Interface Bracket, w/Pad Screws

## CUSTOM 1 1/2" CONTOURED ABDUCTION PAD BRACKETS



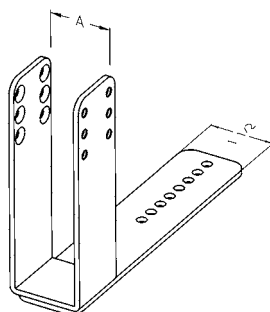
|   | MIN    | CUSTOM<br>DIMENSION | MAX |
|---|--------|---------------------|-----|
| A | 1 1/2" |                     | 10" |

**Part #**  
X13500-04-00

**Description**  
Custom 1 1/2" Swg Contoured  
Abduction Pad Brkt, SST

**Part #**  
X13500-04-01

**Description**  
Custom 1 1/2" Swg Contoured  
Abduction Pad Brkt , Black



|   | MIN    | CUSTOM<br>DIMENSION | MAX |
|---|--------|---------------------|-----|
| A | 1 1/2" |                     | 10" |

**Part #**  
X13500-03-00

**Description**  
Custom 1 1/2" Contoured  
Abduction Pad Brkt, SST

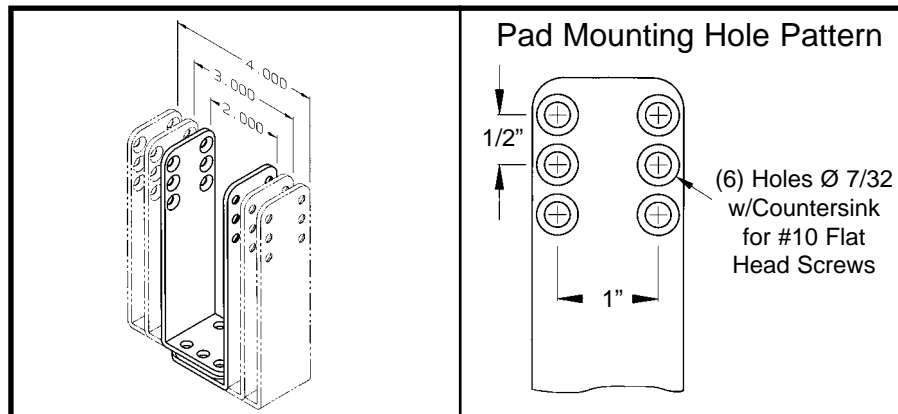
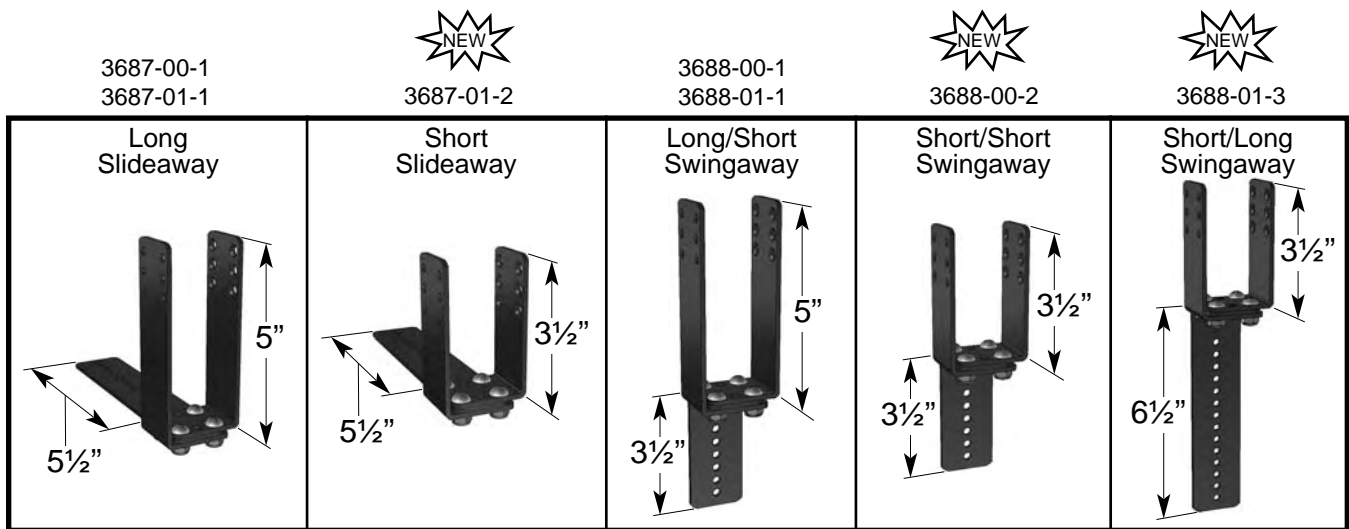
**Part #**  
X13500-03-01

**Description**  
Custom 1 1/2" Contoured  
Abduction Pad Brkt, Black

## ADJUSTABLE WIDTH CONTOURED ABDUCTION PAD INTERFACE BRACKETS

These brackets are used to give the user more adjustability in the mounting of Abduction Contoured Pads. The pads can be mounted with a space up to 4" between pads. Made of 11 Gage stainless steel and deburred for a smooth finish. Black parts are coated with a durable powder coating.

| SST #     | Black #   | Description  |
|-----------|-----------|--|
| 3687-00-1 | 3687-01-1 | Adj. Slidwy Contoured Abd. Pad Interface Bracket, Long, w/Pad Screws     |
|           | 3687-01-2 | Adj. Slidwy Contoured Abd. Pad Interface Bracket, Short, w/Pad Screws    |
| 3688-00-1 | 3688-01-1 | Adj. Swg Contoured Abd. Pad Interface Bracket, Long/Short, w/Pad Screws  |
|           | 3688-01-2 | Adj. Swg Contoured Abd. Pad Interface Bracket, Short/Short, w/Pad Screws |
|           | 3688-01-3 | Adj. Swg Contoured Abd. Pad Interface Bracket, Short/Long, w/Pad Screws  |

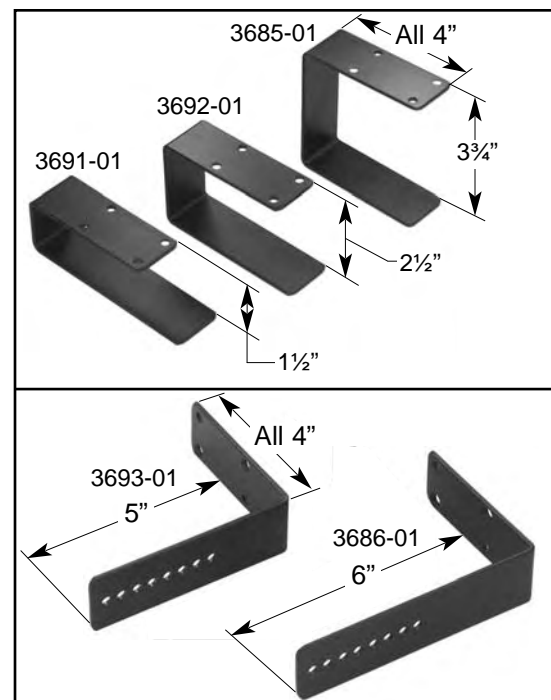


## ABDUCTION WEDGE INTERFACE BRACKETS

These brackets are used to mount an Abduction Wedge Pad. Deburred for a smooth finish. Made of stainless steel. Black parts are coated with a durable powder coating.

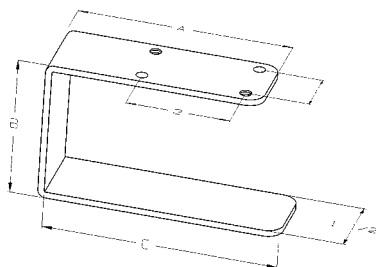
| SST #   | Black # | Description                           |
|---------|---------|---------------------------------------|
| 3691-00 | 3691-01 | 1 1/2" Sldwy Abd. Wedge Interface Hdw |
| 3692-00 | 3692-01 | 2 1/2" Sldwy Abd. Wedge Interface Hdw |
| N/A     | 3685-01 | 3 3/4" Sldwy Abd. Wedge Interface Hdw |

| SST #   | Black # | Description  |
|---------|---------|--|
| 3693-00 | 3693-01 | 4" x 5" Swg Abd Wedge Interface Bracket w/Pad Screws |
| N/A     | 3686-01 | 4" x 6" Swg Abd Wedge Interface Bracket w/Pad Screws |



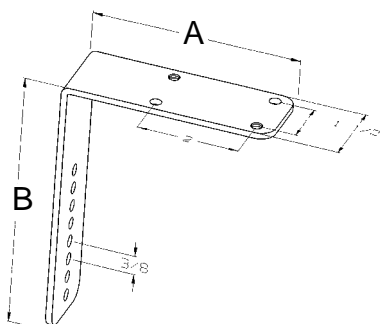
## CUSTOM 1 1/2" ABDUCTION WEDGE BRACKET

| Part #       | Description                                  |
|--------------|--|
| X13500-01-00 | Custom 1 1/2" Abduction Wedge Bracket, SST   |
| X13500-01-01 | Custom 1 1/2" Abduction Wedge Bracket, Black |



|   | MIN    | CUSTOM DIMENSION | MAX |
|---|--------|------------------|-----|
| A | 3"     |                  | 8"  |
| B | 1 1/2" |                  | 8"  |
| C | 1"     |                  | 8"  |

| Part #       | Description  |
|--------------|--|
| X13500-02-00 | Custom 1 1/2" Swingaway Abduction Wedge Bracket, SST   |
| X13500-02-01 | Custom 1 1/2" Swingaway Abduction Wedge Bracket, Black |

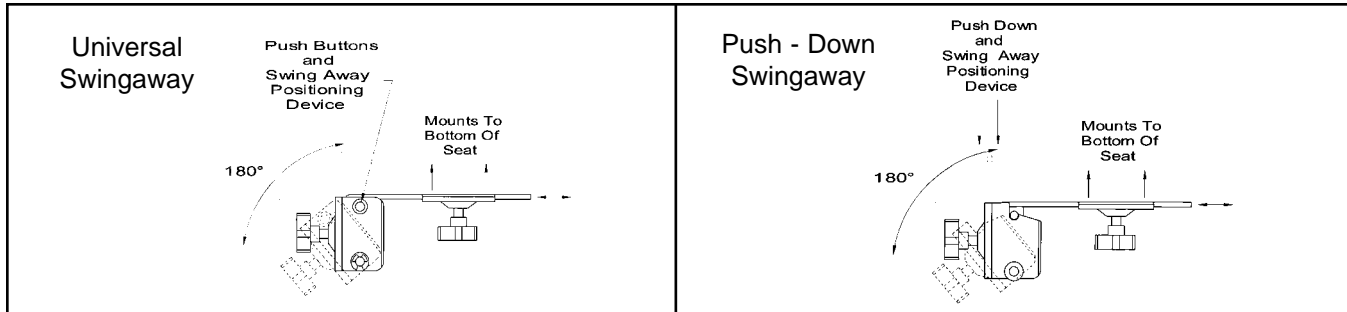


|   | MIN | CUSTOM DIMENSION | MAX |
|---|-----|------------------|-----|
| A | 3"  |                  | 8"  |
| B | 1"  |                  | 8"  |

## SWINGAWAY MOUNTING HARDWARE KITS

| SST#    | Black#  | Description                       |
|---------|---------|-----------------------------------|
| 3701-00 | 3701-01 | Universal Swingaway Mtg Brkt Kit* |
| 3702-00 | 3702-01 | Push-Down Swingaway Mtg Brkt Kit* |

Complete hardware kits for use with Abduction contoured Pads and Abduction Wedges.

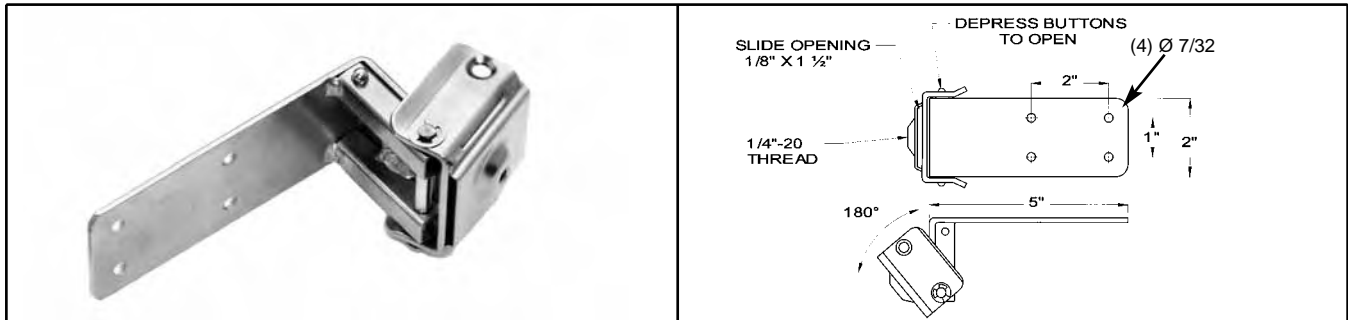


\*Kits include matching Swingaway Brackets, Slide Bracket, Knobs, and Fasteners

## UNIVERSAL SWINGAWAY SLIDE BRACKET

| SST#    | Black#  | Description                       |
|---------|---------|-----------------------------------|
| 1108-00 | 1108-01 | Universal Swingaway Slide Bracket |

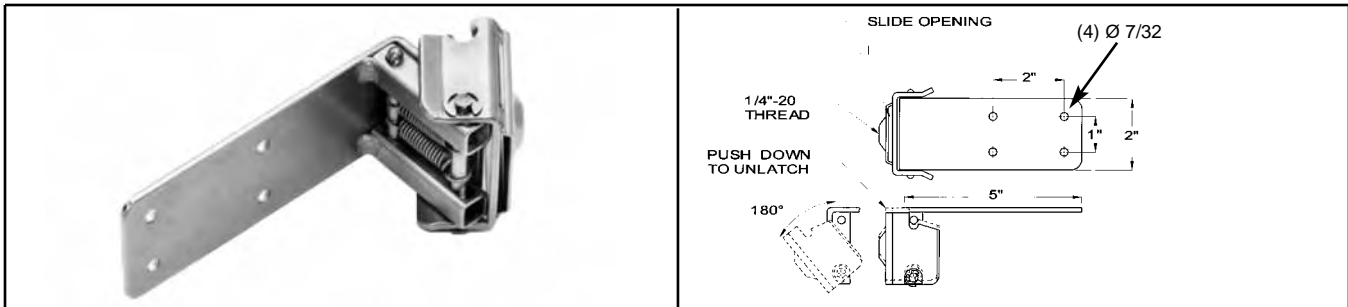
Used for abductors, headrests and other applications for swingaway removable positioning devices. Bracket swings 180° from locked position. Accepts any bracket type made of 1/8" x 1 1/2" flat stock. Mounts with (4) #10 screws in (4) 7/32 holes or a 2" slide bracket for 2 axis adjustments. Push in on side buttons to unlatch. Black parts have a durable powder coated finish.



## "PUSH-DOWN" SWINGAWAY SLIDE BRACKET

| SST#    | Black#  | Description                       |
|---------|---------|-----------------------------------|
| 1109-00 | 1109-01 | Push-Down Swingaway Slide Bracket |

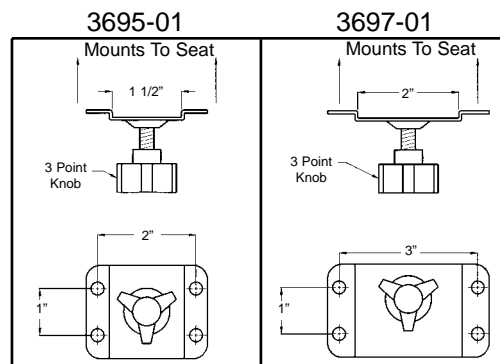
Used for abductors and other applications for swingaway removable positioning devices. Bracket swings 180° from locked position. Accepts any bracket type made of 1/8" x 1 1/2" flat stock. Mounts with (4) #10 screws in (4) 7/32 holes or a 2" slide bracket for 2 axis adjustments. This swingaway slide bracket unlatches by just pushing down and swinging away abduction, headrest, or any other positioning device attached. Black parts have a durable powder coated finish.



## SLIDE BRACKET HARDWARE KITS

Complete hardware kits for use with brackets that require sliding movement. Kit contains 1 Slide Bracket, 1 Knob and fasteners for mounting. Use with brackets up to 3/16" thick.

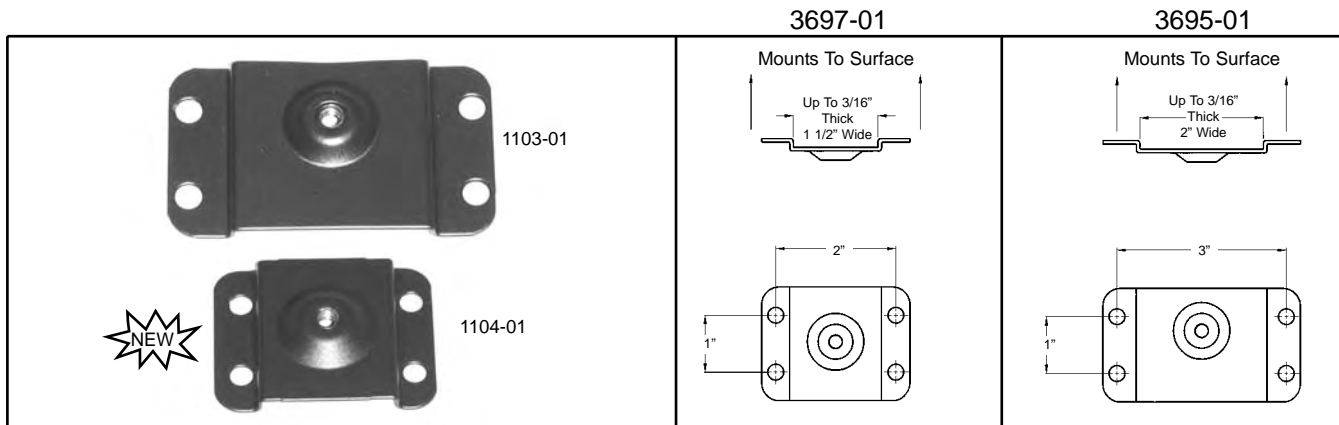
| Black#  | Description                            |
|---------|--|
| 3695-01 | 1 1/2" Half Slide Mounting Bracket Kit |
| 3697-01 | 2" Half Slide Mounting Bracket Kit     |



## SLIDE BRACKETS

| Black # | Description                         |
|---------|-------------------------------------|
| 1103-00 | 2" Half Slide Bracket, SST          |
| 1103-01 | 2" Half Slide Bracket, Black        |
| 1104-00 | 1 1/2" HD Half Slide Bracket, SST   |
| 1104-01 | 1 1/2" HD Half Slide Bracket, Black |

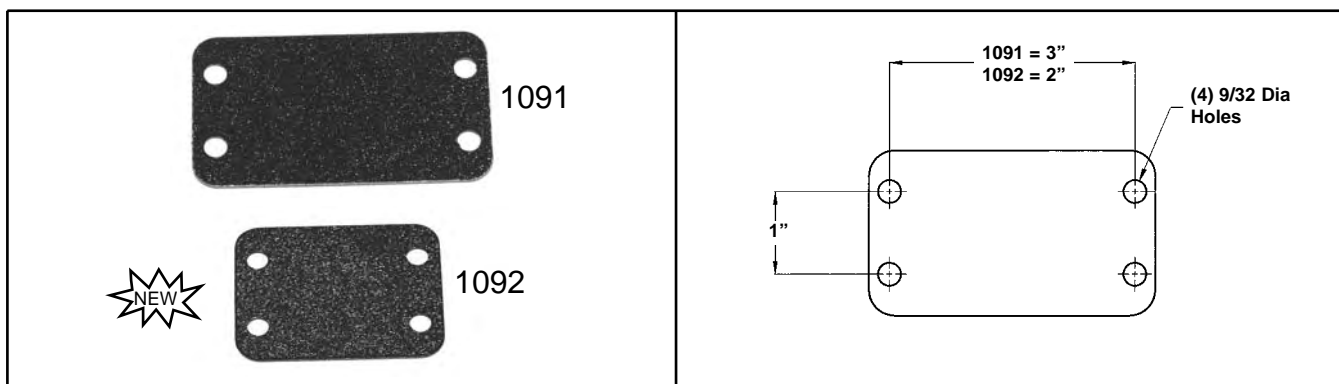
These brackets are used in a variety of positioning support areas. Four 9/32" mounting holes. Deburred for a smooth finish. Used in conjunction with flat bar brackets, it provides infinite adjustment, support, and locked positioning. Use with brackets up to 3/16" thick. Made of stainless steel, embossed and assembled with a 1/4"-20 weld nut.




## BACKING PLATES

| Part # | Description                 |
|--------|-----------------------------|
| 1091   | Half Slide Backing Plate    |
| 1092   | HD Half Slide Backing Plate |

Backing plates are designed to be mounted between the Slide Brackets and a fabric covered back. This is to help prevent damage to material when other brackets are slid in and out of the Slide Bracket. The backing plate can easily be modified to be used as spacers in other applications. Backing plates are made of .060" thick ABS.





# METALCRAFT INDUSTRIES, INC.

## Miscellaneous

### Seat/Back Mounting Hardware

|  |       |
|--|-------|
| Drop & Lift Seat Hooks .....   | 11-1  |
| Adjustable Seat Hooks (Round & Square) .....                                 | 11-2  |
| Adjustable Brackets (90° & 35°) .....  | 11-3  |
| Clamps (Positioning, Swivel Hold Down, Fixed Hold Down) & Spacer Kits .....  | 11-4  |
| Bracket Bender & Bracket Blanks ( <i>For Fabricating</i> ) .....             | 11-5  |
| Support Plates, 15° Bi-Angular Brackets & Mounting Supports .....            | 11-6  |
| Pin-Loop & "Z" Bracket Lap Tray Kits ( <i>Tray Mounting Hardware</i> ) ..... | 11-7  |
| Modular Seating Fastener & Modular Seating Bracket Kits .....                | 11-8  |
| Fasteners.....   | 11-9  |
| Replacement Cushions & Covers .....  | 11-10 |
| Custom Part Request Form .....   | 11-11 |

Shipping Policies

Retail Price List Page 1-20

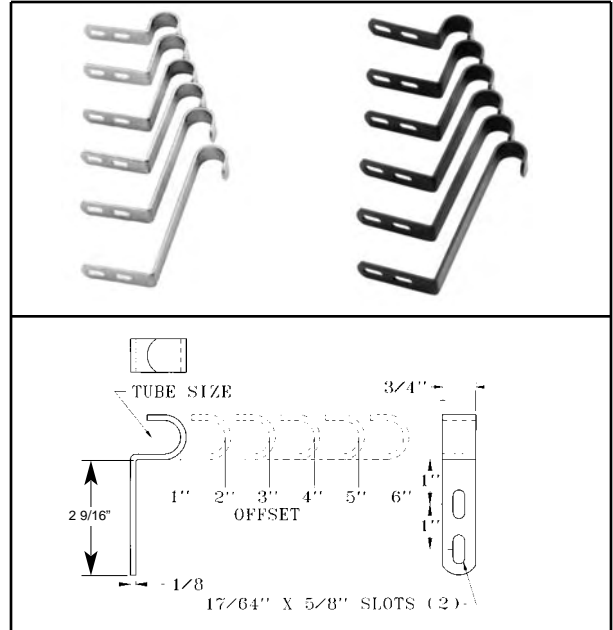
Credit Application



## ROUND TUBING, SEAT HOOK DROP

A one piece design, durable and economical, for lowering and leveling seat applications. Made of 11 gauge stainless steel and fabricated with two 17/64" x 5/8" mounting slots. Radius both ends and deburred for a smooth finish. Black parts have a durable powder coated finish.

| SST#    | Black#  | Description                    |
|---------|---------|--------------------------------|
| 1001-00 | 1001-01 | 3/4" Seat Hook Drop, 1" Offset |
| 1002-00 | 1002-01 | 3/4" Seat Hook Drop, 2" Offset |
| 1003-00 | 1003-01 | 3/4" Seat Hook Drop, 3" Offset |
| 1004-00 | 1004-01 | 3/4" Seat Hook Drop, 4" Offset |
| 1005-00 | 1005-01 | 3/4" Seat Hook Drop, 5" Offset |
| 1006-00 | 1006-01 | 3/4" Seat Hook Drop, 6" Offset |
| 1011-00 | 1011-01 | 7/8" Seat Hook Drop, 1" Offset |
| 1012-00 | 1012-01 | 7/8" Seat Hook Drop, 2" Offset |
| 1013-00 | 1013-01 | 7/8" Seat Hook Drop, 3" Offset |
| 1014-00 | 1014-01 | 7/8" Seat Hook Drop, 4" Offset |
| 1015-00 | 1015-01 | 7/8" Seat Hook Drop, 5" Offset |
| 1016-00 | 1016-01 | 7/8" Seat Hook Drop, 6" Offset |
| 1021-00 | 1021-01 | 1" Seat Hook Drop, 1" Offset   |
| 1022-00 | 1022-01 | 1" Seat Hook Drop, 2" Offset   |
| 1023-00 | 1023-01 | 1" Seat Hook Drop, 3" Offset   |
| 1024-00 | 1024-01 | 1" Seat Hook Drop, 4" Offset   |
| 1025-00 | 1025-01 | 1" Seat Hook Drop, 5" Offset   |
| 1026-00 | 1026-01 | 1" Seat Hook Drop, 6" Offset   |

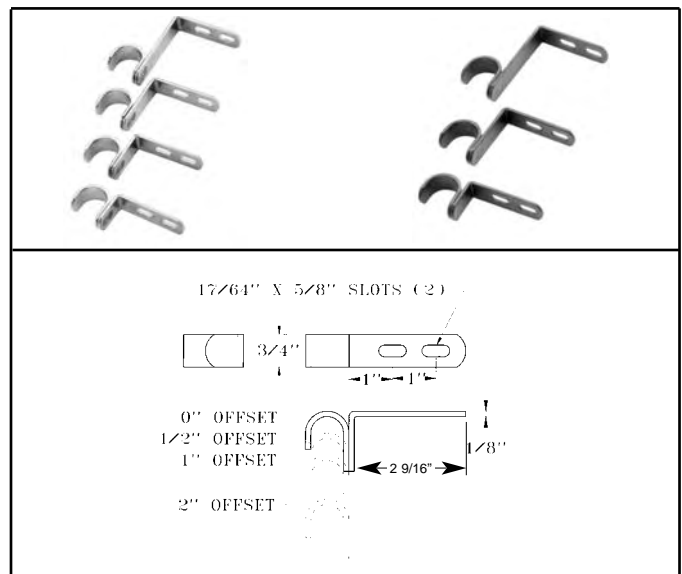


See dealer price list for quantity pricing.

## ROUND TUBING, SEAT HOOK LIFT

A welded one piece design, durable and economical, for lifting and leveling seat applications. Made of 1/8" stainless steel and fabricated with two 17/64" x 5/8" mounting slots. Radius both ends and deburred for a smooth finish. Black parts have a durable powder coated finish.

| SST#    | Black#  | Description                    |
|---------|---------|--------------------------------|
| 1030-00 | 1030-01 | 3/4" Seat Hook Lift, 0" Lift   |
| 1031-00 | 1031-01 | 3/4" Seat Hook Lift, 1" Lift   |
| 1032-00 | 1032-01 | 3/4" Seat Hook Lift, 2" Lift   |
| 1033-00 | 1033-01 | 7/8" Seat Hook Lift, 0" Lift   |
| 1033-05 | 1033-06 | 7/8" Seat Hook Lift, 1/2" Lift |
| 1034-00 | 1034-01 | 7/8" Seat Hook Lift, 1" Lift   |
| 1035-00 | 1035-01 | 7/8" Seat Hook Lift, 2" Lift   |
| 1036-00 | 1036-01 | 1" Seat Hook Lift, 0" Lift     |
| 1036-05 | 1036-06 | 1" Seat Hook Lift, 1/2" Lift   |
| 1037-00 | 1037-01 | 1" Seat Hook Lift, 1" Lift     |
| 1038-00 | 1038-01 | 1" Seat Hook Lift, 2" Lift     |

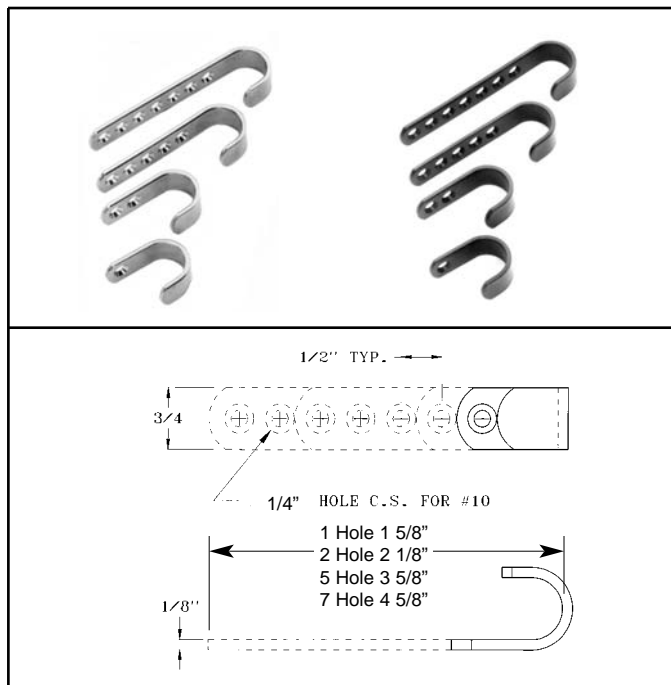


See dealer price list for quantity pricing.

## ROUND TUBING ADJUSTABLE SEAT HOOK

Serves a variety of seat positioning applications. Used in applications, such as angling or height adjustment in seat unit positioning. (Normally used in conjunction with an adjustable bracket.) Used most often when a seat must be angled from the wheel base and height adjustment in the field. (Normally used in conjunction with an adjustable bracket.) Made of 1/8" stainless steel. Countersunk for a #10 flathead screw. Radius both ends. Deburred for a smooth finish. Black parts have a durable powder coated finish.

| SST#    | Black#  | Description                |
|---------|---------|----------------------------|
| 1040-00 | 1040-01 | 3/4" Single Hole Seat Hook |
| 1041-00 | 1041-01 | 7/8" Single Hole Seat Hook |
| 1042-00 | 1042-01 | 1" Single Hole Seat Hook   |
| 1045-00 | 1045-01 | 3/4" Two Hole Seat Hook    |
| 1046-00 | 1046-01 | 7/8" Two Hole Seat Hook    |
| 1047-00 | 1047-01 | 1" Two Hole Seat Hook      |
| 1050-00 | 1050-01 | 3/4" Five Hole Seat Hook   |
| 1051-00 | 1051-01 | 7/8" Five Hole Seat Hook   |
| 1052-00 | 1052-01 | 1" Five Hole Seat Hook     |
| 1055-00 | 1055-01 | 3/4" Seven Hole Seat Hook  |
| 1056-00 | 1056-01 | 7/8" Seven Hole Seat Hook  |
| 1057-00 | 1057-01 | 1" Seven Hole Seat Hook    |

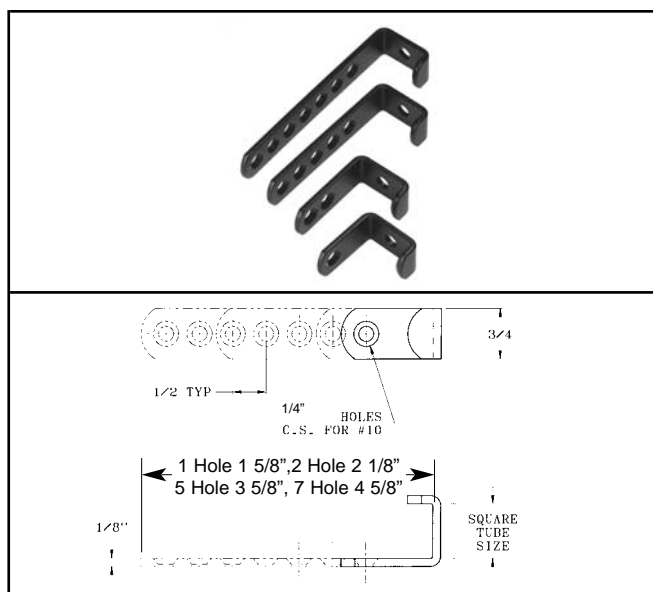


See dealer price list for quantity pricing.

## SQUARE TUBING ADJUSTABLE SEAT HOOK

Serves a variety of seat positioning applications. Used in applications, such as angling or height adjustment in seat unit positioning. Used most often when a seat must be angled from the wheel base and height adjustment in the field. These parts are normally used in conjunction with an adjustable bracket. Made of 1/8" stainless steel. Countersunk for a #10 flathead screw. Radius both ends. Deburred for a smooth finish. Parts are black powder coated.

| Black#  | Description                       |
|---------|-----------------------------------|
| 0920-01 | 3/4" Single Hole Square Seat Hook |
| 0950-01 | 7/8" Single Hole Square Seat Hook |
| 0980-01 | 1" Single Hole Square Seat Hook   |
| 0921-01 | 3/4" Two Hole Square Seat Hook    |
| 0951-01 | 7/8" Two Hole Square Seat Hook    |
| 0981-01 | 1" Two Hole Square Seat Hook      |
| 0922-01 | 3/4" Five Hole Square Seat Hook   |
| 0952-01 | 7/8" Five Hole Square Seat Hook   |
| 0982-01 | 1" Five Hole Square Seat Hook     |
| 0923-01 | 3/4" Seven Hole Square Seat Hook  |
| 0953-01 | 7/8" Seven Hole Square Seat Hook  |
| 0983-01 | 1" Seven Hole Square Seat Hook    |



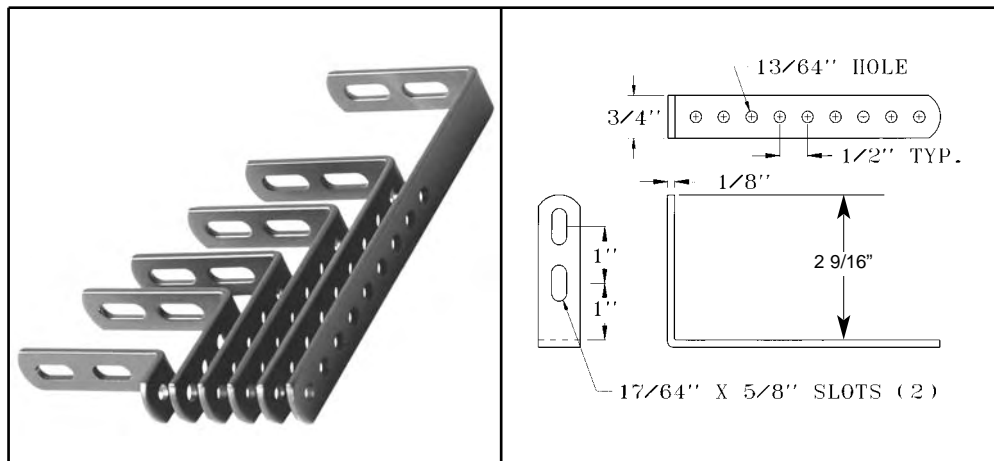
See dealer price list for quantity pricing.

## 90° ADJUSTABLE BRACKETS

| SST#    | Black#  | Description                     |
|---------|---------|---------------------------------|
| 1060-00 | 1060-01 | Single Hole, Adjustable Bracket |
| 1061-00 | 1061-01 | Three Hole, Adjustable Bracket  |
| 1062-00 | 1062-01 | Five Hole, Adjustable Bracket   |
| 1063-00 | 1063-01 | Seven Hole, Adjustable Bracket  |
| 1064-00 | 1064-01 | Nine Hole, Adjustable Bracket   |
| 1065-00 | 1065-01 | Nine Hole Adjustable Brkt, Long |

Used in many areas, such as seat construction and seat positioning, with seat hooks. Made of 1/8" stainless steel. Radius both ends and punched with two 17/64" x 5/8" slots and a selected number of #10 clearance holes. Deburred for a smooth finish. Black parts have a durable powder coated finish.

See dealer price list for quantity pricing.

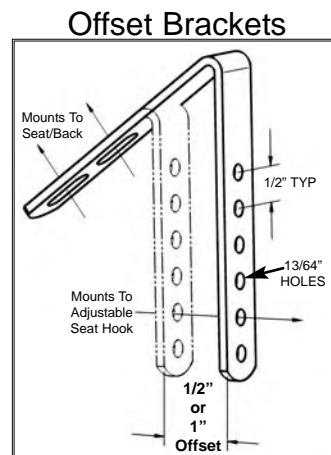



## 35° ADJUSTABLE BRACKET

| Part#     | Description                                      |
|-----------|--|
| 2001-20   | Full Width, 35° Adjustable Bracket, 5 Hole       |
| 2003-01   | 35° Adj. Brkt, 2 Hole, 0" Offset, Black          |
| 2005-01   | 35° Adj. Brkt, 4 Hole, 0" Offset, Black          |
| 2005-01-2 | 35° Adj. Brkt, 4 Hole, 1/2" Offset, Black        |
| 2005-01-3 | 35° Adj. Brkt, 4 Hole, 1" Offset, Black          |
| 2007-01   | 35° Adj. Brkt, 6 Hole, 0" Offset, Black          |
| 2007-01-2 | 35° Adj. Brkt, 6 Hole, 1/2" Offset, Black        |
| 2007-01-3 | 35° Adj. Brkt, 6 Hole, 1" Offset, Black          |
| 2009-01   | 35° Adj. Brkt, 8 Hole, 0" Offset, Black          |
| 2009-01-2 | 35° Adj. Brkt, 8 Hole, 1/2" Offset, Black        |
| 2009-01-3 | 35° Adj. Brkt, 8 Hole, 1" Offset, Black          |
| 2010-01   | 35° Adj. Brkt, 8 Hole X-Long, 0" Offset, Black   |
| 2010-01-2 | 35° Adj. Brkt, 8 Hole X-Long, 1/2" Offset, Black |
| 2010-01-3 | 35° Adj. Brkt, 8 Hole X-Long, 1" Offset, Black   |

These brackets are multi-hole adjustable brackets designed for use with an AS4000, AS5000, FP5500, and CB2000. Made of 3/4" wide 1/8" thick stainless steel and used in conjunction with the seat hooks, allows for a variety of seat positioning. Hardware is supplied with a durable black powder coated finish.

Offset brackets are used to mount Metalcraft Modular Seating Systems to wheelchairs that are larger than the system size. EXAMPLES: Use 1/2" offset brackets to mount a 14" seating system to a 15" wheelchair; or, use 1" offset brackets to mount a 14" seating system to a 16" wheelchair.



## CLAMPS - POSITIONING, SWIVEL HOLD DOWN, FIXED HOLD DOWN

| SST#    | Black#  | Description                        |
|---------|---------|------------------------------------|
| 1211-00 | 1211-01 | 3/4" Clamp, Positioning            |
| 1212-00 | 1212-01 | 7/8" Clamp, Positioning            |
| 1213-00 | 1213-01 | 1" Clamp, Positioning              |
| 1214-00 | 1214-01 | 7/8" to 1" Clamp, Positioning      |
| 1221-00 | 1221-01 | 3/4" Clamp, Swivel Hold Down       |
| 1222-00 | 1222-01 | 7/8" Clamp, Swivel Hold Down       |
| 1223-00 | 1223-01 | 1" Clamp, Swivel Hold Down         |
| 1224-00 | 1224-01 | 7/8" to 1" Clamp, Swivel Hold Down |
| 1231-00 | 1231-01 | 3/4" Clamp, Fixed Hold Down        |
| 1232-00 | 1232-01 | 7/8" Clamp, Fixed Hold Down        |
| 1233-00 | 1233-01 | 1" Clamp, Fixed Hold Down          |
| 1234-00 | 1234-01 | 7/8" to 1" Clamp, Fixed Hold Down  |

### POSITIONING

This clamping device can be used with applications where clamping of the mounting hardware is fastened to the tubing. A fixture device used most often on the rear of the wheel base to position the chair initially and to keep the chair from shifting. Made of 1/8" x 3/4" 300 series stainless steel. Deburred for a smooth finish.

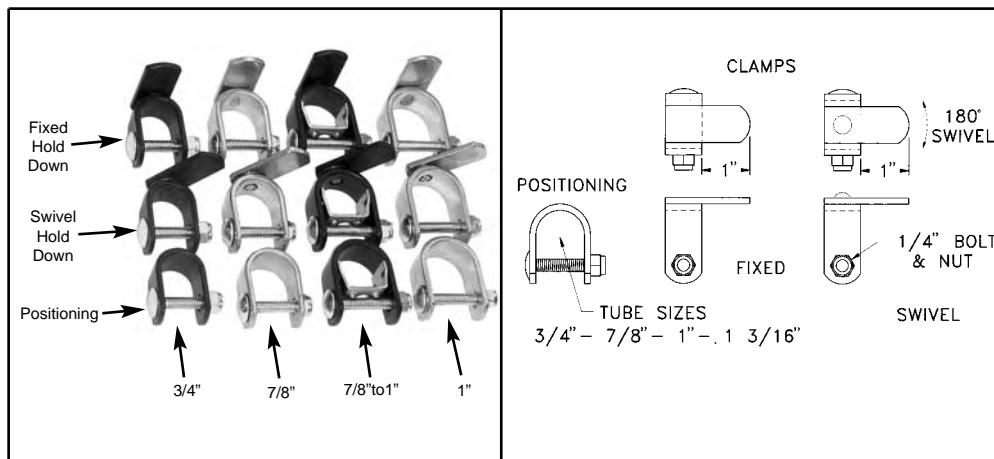
### SWIVEL

A riveted one piece design, used for securing the seat to the wheel base or wheelchair. By turning the swivel hold-down 90°, you can remove the complete seating device from the wheelchair without losing seat position. Clamps are made of 1/8" x 3/4" 300 series stainless steel. Deburred for a smooth finish.

### FIXED

A welded, one-piece design used for positioning and clamping seat units to wheel bases or wheelchairs. Made of 1/8" x 3/4" 300 series stainless steel. Deburred for a smooth finish.

All black parts have a durable powder coated finish.



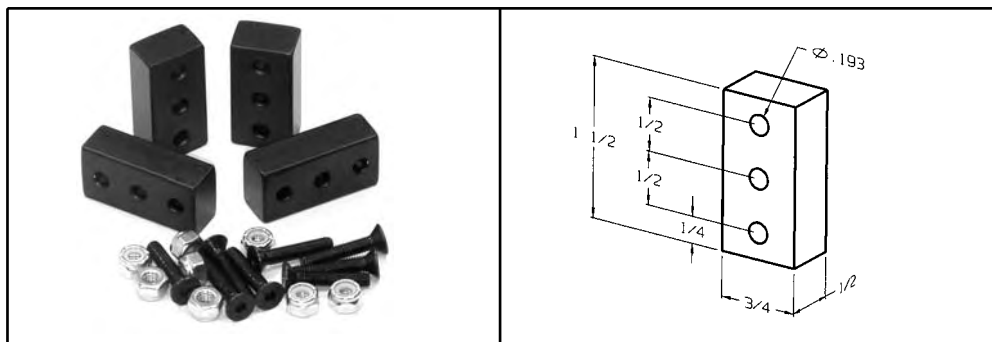
## SPACER KITS

| Part #  | Description                          |
|---------|--------------------------------------|
| 2011-01 | Seat Hook Spacer Kit (1/2") - 2 Sets |
| 2012-01 | Seat Hook Spacer Kit (1/2") - 4 Sets |
| 2013-01 | Seat Hook Spacer Kit (1/2") - 6 Sets |

Can be used to space items that have the same hole spacing, such as seat hooks, hip pads, etc. Example: Mounting a 14" seating system on a 15" wheel chair. Fabricated from a solid piece of aluminum. Clearance holes for #10-32 screws are placed on 1/2" centers. Deburred for a smooth finish.

1 set contains:

- (1) Spacer Block
- (2) #10-32 x 1" Flat Head Socket Drive, Grade 8 Screws
- (2) #10-32 Nylok Nuts



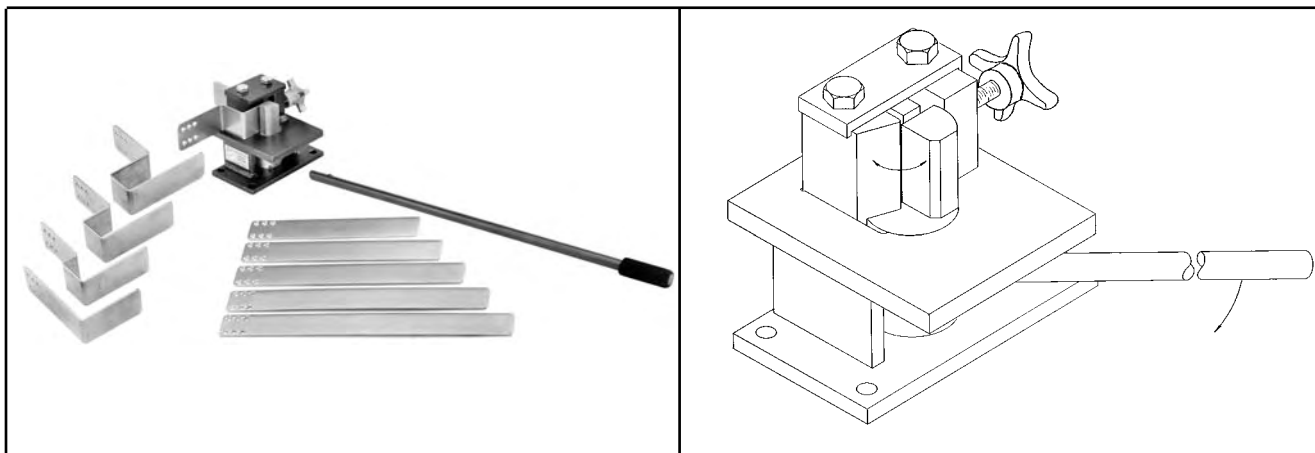
## BRACKET BENDER - MODEL 1800

The Model 1800 bending tool is designed to bend all sizes of bracket blanks listed in this catalog. Any other use of this bender will void any responsibility the manufacturer may assume. The streamline design allows you to fabricate shallow, offset bends, narrow "U" shapes and closed loop fabrications. The frame is fabricated from 3/8" and 1/2" thick plate, welded together for maximum strength and minimum deflection. The bending contact surfaces are made from high quality tool steel and hardened for maximum life and bending performance. The bender can be mounted on a table top or wall mounted surface. There are 4 holes in the base for this purpose. All surfaces must be securely fastened.

**Part #**  
1800

**Description**  
Bracket Bender

**Capacity**  
1/8" x 2" stainless steel, 0° thru 100° bends.



## BRACKET BLANKS

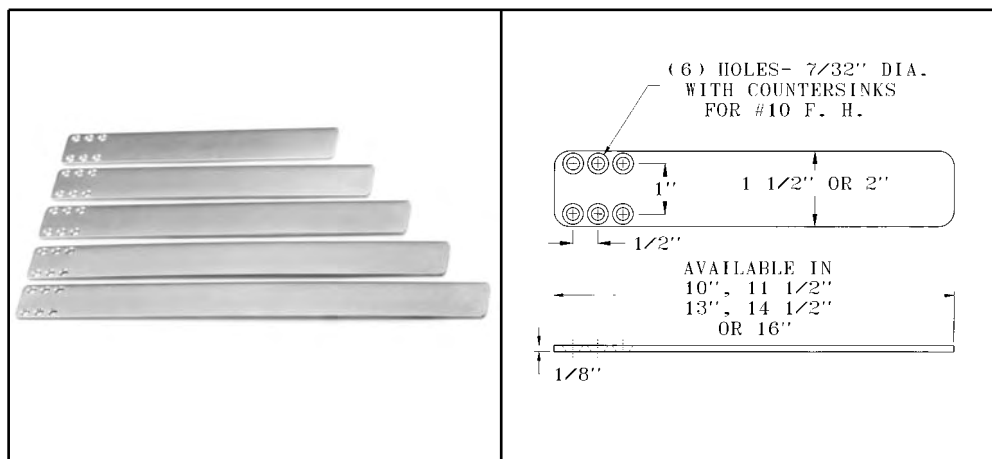
**Part #**

**Description**

- 1110 1 1/2" x 10" Bracket Blank
- 1115 1 1/2" x 11 1/2" Bracket Blank
- 1120 1 1/2" x 13" Bracket Blank
- 1125 1 1/2" x 14 1/2" Bracket Blank
- 1130 1 1/2" x 16" Bracket Blank

- 1140 2" x 10" Bracket Blank
- 1145 2" x 11 1/2" Bracket Blank
- 1150 2" x 13" Bracket Blank
- 1155 2" x 14 1/2" Bracket Blank
- 1160 2" x 16" Bracket Blank

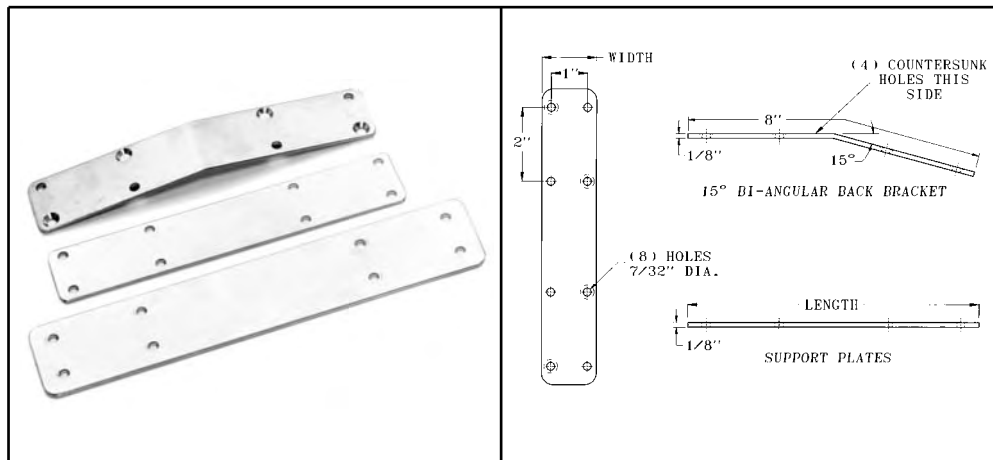
Designed specifically for use with slide brackets which offer maximum adjustability with slim line mounting. Made from 300 series stainless steel. Designed with six #10 countersunk holes for a variety of pad mountings. Radius on all corners. Deburred for a smooth finish.



## SUPPORT PLATES & BI-ANGULAR BRACKET

| Part # | Description                 |
|--------|-----------------------------|
| 1170   | 1 1/2" X 8" Support Plate   |
| 1175   | 15° Bi-Angular Back Bracket |
| 1180   | 2" X 10" Support Plate      |

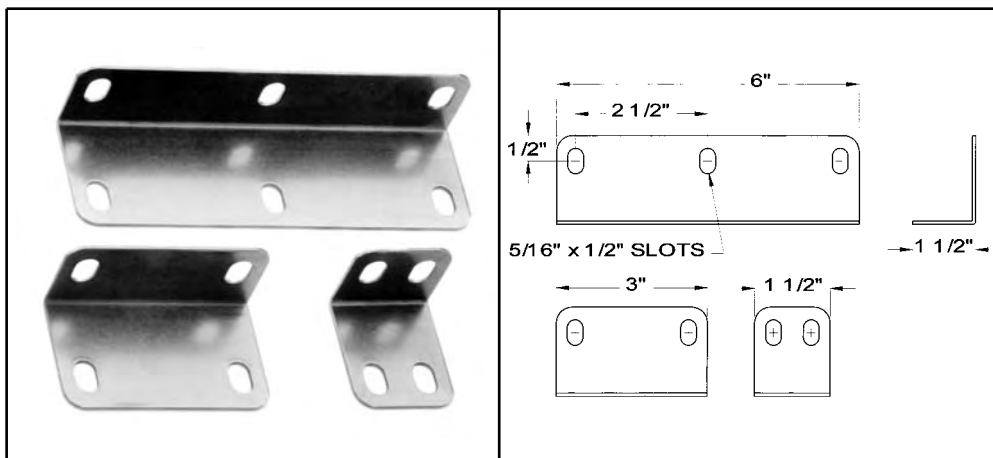
The support plate has a number of construction applications, such as split back, fixed headrest, or footrest. Made of 1/8" stainless steel. Fabricated with eight #10 clearance holes. Radius on four corners. Deburred for a smooth finish.



## MOUNTING SUPPORTS

| Part # | Description             |
|--------|-------------------------|
| 1070   | 1 1/2" Mounting Support |
| 1071   | 3" Mounting Support     |
| 1072   | 6" Mounting Support     |

Used in seat construction when limited space is a factor. Made of 300 series 16 gauge stainless steel. Formed to 90° and punched with four to six 5/16" x 1/2" slots. Deburred for a smooth finish.





## PIN-LOOP LAP TRAY KIT

### Part #

### Description

1955

3/4" Pin-Loop Tray Kit

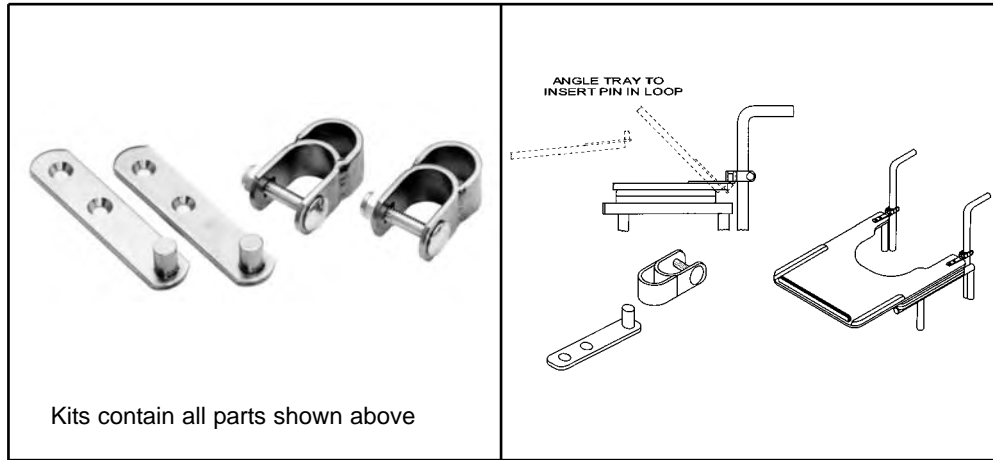
1956

7/8" Pin-Loop Tray Kit

1957

1" Pin-Loop Tray Kit

This kit is designed to attach the lap tray to the upright. This makes it easy for the caregiver to attach and remove the lap tray. Simple, sturdy, minimal use of hardware. Attaches to almost any lap tray.



## "Z" BRACKET LAP TRAY KIT

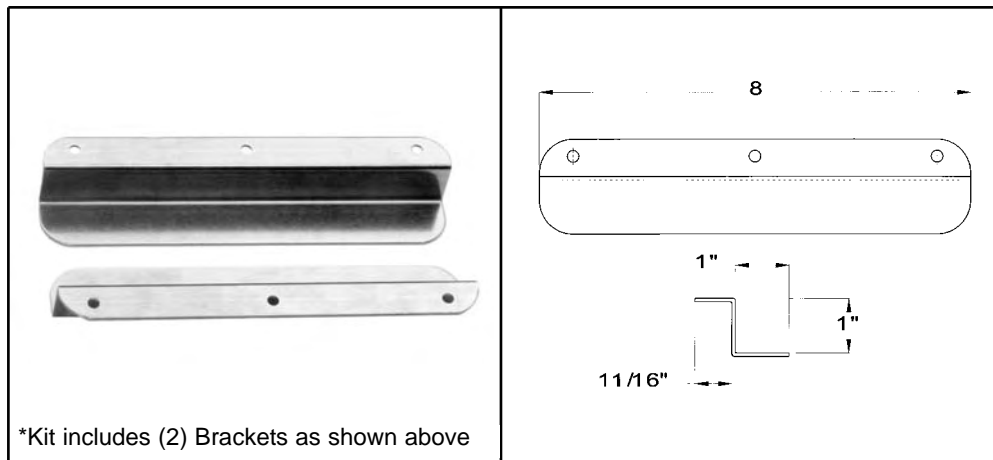
### Part #

1950

### Description

"Z" Bracket Lap Tray Kit\*


These brackets mount to the underside of the lap tray and guide lap tray over arm rests. The tray is secured from tipping off arm rest or sliding left or right.



## MODULAR SEATING FASTENER KIT

### Part # Description 3590 Modular Seating Fastener Kit

Carry all the commonly used fasteners for Metalcraft's modular seating system in one convenient plastic case. Eliminate searching for lost nuts and bolts. Save time, money, and improve your efficiency.



#### Kit Includes

| QTY | PART # | DESCRIPTION                       |
|-----|--------|-----------------------------------|
| 20  | 3513   | #10-32 X 3/8" FHPD Screws         |
| 20  | 3514   | #10-32 X 1/2" FHPD Screws         |
| 10  | 3506   | #10-32 X 5/16" RHPH Screws        |
| 50  | 3509   | #10-32 X 1/2" THPD, Black, Screws |
| 50  | 3536   | #10-32 K-Lock Nuts                |
| 20  | 3532   | #10-32 Nylok Nuts                 |
| 10  | 3533   | 1/4"-20 Nylok Nuts                |
| 10  | 3575   | #10 Plastic Washers, Black        |
| 4   | 3552   | 1/4"-20 3-Point Knob              |
| 4   | 3553   | 1/4"-20 2-Point Knob              |

## MODULAR SEATING BRACKET KIT

### Part # Description 3591 Modular Seating Bracket Kit, Slideaway Thoracic 3592 Modular Seating Bracket Kit, Swingaway Thoracic

Carry all the commonly used brackets for Metalcraft's modular seating system in one convenient plastic case. Change the seating system's orientation relative to the wheelchair by substituting different adjustable support brackets. Substitute thoracic support brackets to accommodate growth. Save time, money, and improve your efficiency.



#### MODULAR SEATING BRACKET SLIDEAWAY THORACIC - PART # 3591

##### Kit Includes

| QTY | PART #  | DESCRIPTION                         |
|-----|---------|-------------------------------------|
| 6   | 2005-01 | 35° Adj. Bracket, 4 Hole            |
| 6   | 2007-01 | 35° Adj. Bracket, 6 Hole            |
| 4   | 2009-01 | 35° Adj. Bracket, 8 Hole            |
| 2   | 2010-01 | 35° Adj. Bracket, 8 Hole, 2" X-Long |
| 6   | 1224-01 | 7/8" to 1" Clamp Swivel Hold Down   |
| 2   | 2072-01 | Shallow Reach Lateral Bracket       |
| 2   | 2073-01 | Medium Reach Lateral Bracket        |
| 2   | 2075-01 | Extended Reach Lateral Bracket      |

#### MODULAR SEATING BRACKET KIT, SWINGAWAY THORACIC - PART # 3592

##### Kit Includes

| QTY | PART #  | DESCRIPTION                         |
|-----|---------|-------------------------------------|
| 6   | 2005-01 | 35° Adj. Bracket, 4 Hole            |
| 6   | 2007-01 | 35° Adj. Bracket, 6 Hole            |
| 4   | 2009-01 | 35° Adj. Bracket, 8 Hole            |
| 2   | 2010-01 | 35° Adj. Bracket, 8 Hole, 2" X-Long |
| 6   | 1224-01 | 7/8" to 1" Clamp Swivel Hold Down   |
| 2   | 2023-01 | Shallow Reach Swg. Ext. only        |
| 2   | 2024-01 | Medium Reach Swg. Ext. only         |
| 2   | 2025-01 | Extended Reach Swg. Ext. only       |
| 12  | 3521    | #10-32 X 1/4" Flat Head Hex Drive   |

# FASTENERS

## FASTENER KIT

3590 .....Modular Seating Fastener Kit

## WOOD SCREWS

3501 .....#10 x 5/8" Round Head Wood Screw Phillips Drive  
3502 .....#10 x 5/8" Flat Head Wood Screw Phillips Drive

## MACHINE SCREWS

3500 .....#10-32 X 1/2" RHPD, Black, w/Lock Patch  
3504 .....1/4" x 1" SST Shoulder Screw  
3506 .....#10-32 x 5/16" Round Head Phillips Drive  
3509 .....#10-32 x 1/2" SST Truss Head Phillips Drive, w/Lock Patch - Black  
3510 .....7/16"-20 x 3/4" Hex Head (Grade 5)  
3511 .....#10-32 x 5/8" Round Head Phillips Drive  
3512 .....1/4"-20 x 5/8" Round Head Phillips Drive  
3513 .....#10-32 x 3/8" Flat Head Phillips Drive  
3514 .....#10-32 x 1/2" Flat Head Phillips Drive  
3516 .....1/4"-20 x 1 1/4" Carriage Bolt (Grade 2)  
3517 .....1/4"-20 x 1 1/2" Carriage Bolt (Grade 2)  
3518 .....1/4"-20 x 1 1/4" Carriage Bolt (Grade 5) - Black  
3519 .....1/4"-20 x 1 1/2" Carriage Bolt (Grade 5) - Black  
3537 .....1/4"-20 x 1" Carriage Bolt (Grade 2)  
3538 .....1/4"-20 x 3/4" Carriage Bolt (Grade 2)  
3539 .....1/4"-20 x 3/4" Button Head Hex Drive  
3555 .....1/4"-20 x 1 3/4" Carriage Bolt (Grade 2)  
3556 .....1/4"-20 x 1 3/4" Carriage Bolt (Grade 5) - Black  
3560 .....#10-24 x 1/2" Carriage Bolt (Grade 2)

## CAP SCREWS

3507 .....#10-32 x 1" Flat Head Hex Drive  
3521 .....#10-32 x 1/4" Flat Head Hex Drive  
3522 .....#10-24 x 1/2" Button head Cap Screw  
3523 .....1/4"-20 x 3/8" Button Head Hex Drive  
3524 .....5/16"-18 x 1/2" Button Head Hex Drive  
3522 .....#10-32 x 1/2" Button Head Hex Drive  
3525 .....3/8" x 1/2" Shoulder Bolt  
3526 .....1/4"-20 x 1/2" Socket Head Hex Drive  
3528 .....1/4"-20 x 5/8" Button Head Hex Drive  
3539 .....1/4"-20 x 3/4" Button Head Hex Drive, w/Lock Patch  
3561 .....#10-32 x 1/2" Socket Head Cap Screw, w/Lock Patch  
3563 .....#10-32 X 5/8" Socket Head Cap Screw  
3585 .....#10-32 x 3/8" Button Head Cap Screw

## MACHINE NUTS

3529 .....1/4"-20 Nylok Jam Nut  
3532 .....#10-32 Nylok Nut  
3533 .....1/4"-20 Nylok Nut  
3534 .....5/16"-18 Nylok Nut  
3535 .....#10-24 Nylok Nut  
3536 .....#10-32 K-Loc Nut

## MISCELLANEOUS

3540 .....#10-32 x 1/2" - 3 Prong Tee Nut  
3541 .....1/4"-20 x 1/2" - 3 Prong Tee Nut  
3544 .....Carriage Bolt Retainer  
3546 .....#10-32 Locking Tapping Plate  
3549 .....#10-32 x 1/4" Button Head Hex Drive  
3557 .....#10 Flat Washer  
3570 .....6" Lanyard  
3571 .....3/16" Locking Pin w/Ring  
3575 .....9/16" x .203" x .062" Black Nylon Washer  
3576 .....Double Hole Washer Plate, Black  
3579 .....3/16" x 1 1/2" Pin W/Lanyard  
3580 .....1" Split Collar  
3581 .....7/8" Split Collar  
3400 .....1" Plastic Buckle  
0055 .....9/16" Shaft Collar

## KNOBS

3551 .....1/4"-20 x 1/2" Knurled Knob - Black  
3552 .....1/4"-20 x 1/2" 3-Point Knob - Black  
3553 .....1/4"-20 x 1/2" 2-Point Knob - Black  
3554 .....1/4"-20 Adjustable Lever Knob - Black

## SET SCREWS

3565 .....1/4"-20 x 3/8" Socket Head Set Screw

# REPLACEMENT CUSHIONS & COVERS

## AS4000

2290-XX 12" AS4000 Seat Cover  
2490-XX 14" AS4000 Seat Cover  
2495-XX 14" Long AS4000 Seat Cover  
2690-XX 16" AS4000 Seat Cover  
2890-XX 18" AS4000 Seat Cover

3132-XX 12" AS4000 Seat Cushion & Cover  
3133-XX 14" AS4000 Seat Cushion & Cover  
3134-XX 14" Long AS4000 Seat Cushion & Cover  
3135-XX 16" AS4000 Seat Cushion & Cover  
3136-XX 18" AS4000 Seat Cushion & Cover

## AS5000

2291-XX 12" AS5000 Seat Cover  
2491-XX 14" AS5000 Seat Cover  
2691-XX 16" AS5000 Seat Cover  
2891-XX 18" AS5000 Seat Cover

3120-XX 12" AS5000 Seat Cushion & Cover  
3121-XX 14" AS5000 Seat Cushion & Cover  
3122-XX 16" AS5000 Seat Cushion & Cover  
3123-XX 18" AS5000 Seat Cushion & Cover

## Modular Backs

2282-XX 12" Modular Lower Back, STB or BAB Cover  
2272-XX 12" Modular Upper Back Cover  
2482-XX 14" Modular Lower Back, STB or BAB Cover  
2472-XX 14" Modular Upper Back Cover  
2682-XX 16" Modular Lower Back, STB or BAB Cover  
2672-XX 16" Modular Upper Back Cover  
2882-XX 18" Modular Lower Back, STB or BAB Cover  
2872-XX 18" Modular Upper Back Cover

3146-XX 12" Modular Lower Back, STB Cushion & Cover  
3152-XX 12" Modular Lower Back, BAB Cushion & Cover  
3158-XX 12" Modular Upper Back Cushion & Cover  
3147-XX 14" Modular Lower Back, STB Cushion & Cover  
3153-XX 14" Modular Lower Back, BAB Cushion & Cover  
3159-XX 14" Modular Upper Back Cushion & Cover  
3148-XX 16" Modular Lower Back, STB Cushion & Cover  
3154-XX 16" Modular Lower Back, BAB Cushion & Cover  
3160-XX 16" Modular Upper Back Cushion & Cover  
3149-XX 18" Modular Lower Back, STB Cushion & Cover  
3155-XX 18" Modular Lower Back, BAB Cushion & Cover  
3161-XX 18" Modular Upper Back Cushion & Cover

## CB2000 Back Covers

4422-1414 14" X 14" CB2000 Cover  
4422-1417 14" X 17" CB2000 Cover  
4422-1421 14" X 21" CB2000 Cover  
4424-1615 16" X 15" CB2000 Cover  
4424-1618 16" X 18" CB2000 Cover  
4424-1622 16" X 22" CB2000 Cover  
4426-1815 18" X 15" CB2000 Cover  
4426-1818 18" X 18" CB2000 Cover  
4426-1822 18" X 22" CB2000 Cover  
4428-2015 20" X 15" CB2000 Cover  
4428-2018 20" X 18" CB2000 Cover  
4428-2022 20" X 22" CB2000 Cover  
4430-2216 22" X 16" CB2000 Cover  
4430-2219 22" X 19" CB2000 Cover  
4430-2222 22" X 22" CB2000 Cover

## PR1600 & PR1800 Seat Covers

7140-1414 14" X 14" Cover, Black, PR Cushion  
7140-1416 14" X 16" Cover, Black, PR Cushion  
7160-1616 16" X 16" Cover, Black, PR Cushion  
7160-1618 16" X 18" Cover, Black, PR Cushion  
7180-1816 18" X 16" Cover, Black, PR Cushion  
7180-1818 18" X 18" Cover, Black, PR Cushion  
7200-2018 20" X 18" Cover, Black, PR Cushion  
7200-2020 20" X 20" Cover, Black, PR Cushion  
7220-2218 22" X 18" Cover, Black, PR Cushion  
7220-2220 22" X 20" Cover, Black, PR Cushion

## FP5500 Seat/Back Covers

5982 12" FP5500 Slipcover  
5984 14" FP5500 Slipcover  
5986 16" FP5500 Slipcover  
5988 18" FP5500 Slipcover

## Contoured Headrest Covers

1452-XX Small Contoured Headrest, Cover  
1462-XX Large Contoured Headrest, Cover  
1464-XX X-Large Contoured Headrest, Cover

## P.L.O.S.H. Covers

1881-XX 14" P.L.O.S.H. Cover  
1882-XX 16" P.L.O.S.H. Cover  
1883-XX 18" P.L.O.S.H. Cover

## P.L.S.H. Covers

1875-20 14" P.L.S.H. Cover  
1875-30 16" P.L.S.H. Cover  
1875-40 18" P.L.S.H. Cover

## H.A.W.K. Covers

1639-20 Small H.A.W.C. Cover  
1639-30 Medium H.A.W.C. Cover  
1639-40 Large H.A.W.C. Cover  
1639-50 X-Large H.A.W.C. Cover  
1639-60 XX-Large H.A.W.C. Cover

## Occipital Ring Covers

1478-21 Small Child Occipital Ring, Cover  
1479-21 Large Child Occipital Ring, Cover  
1488-21 Small Adult Occipital Ring, Cover  
1489-21 Large Adult Occipital Ring, Cover

## Occipital Angle Bar Covers

1618-21 Small Occipital Angle Bar, Cover  
1620-21 Large Occipital Angle Bar, Cover

## Occipital "T" Bar Covers

1616-21 Occipital "T" Bar, Cover

## Lateral Pad Covers

1352-XX Small Lateral Pad, Cover  
1362-XX Medium Lateral Pad, Cover  
1372-XX Large Lateral Pad, Cover

1321-XX Small Half Pad, Cover  
1331-XX Large Half Pad, Cover

## Subasis Bar Covers

1749-21 12" X-Small Subasis Bar, Cover  
1750-21 12" Subasis Bar, Cover  
1752-21 13" & 14" Subasis Bar, Cover  
1754-21 15" & 16" Subasis Bar, Cover  
1756-21 17" & 18" Subasis Bar, Cover

## Hip Pad Covers

2132-XX Extra Small, Right Straight Hip Pad, Cover  
2133-XX Extra Small, Left Straight Hip Pad, Cover  
2134-XX Small, Right Straight Hip Pad, Cover  
2135-XX Small, Left Straight Hip Pad, Cover  
2136-XX Medium, Right Straight Hip Pad, Cover  
2137-XX Medium, Left Straight Hip Pad, Cover  
2138-XX Large, Right Straight Hip Pad, Cover  
2139-XX Large, Left Straight Hip Pad, Cover  
2140-XX Extra Large, Right Straight Hip Pad, Cover  
2141-XX Extra Large, Left Straight Hip Pad, Cover  
4369-XX Small Oval Hip Pad Cover  
4373-XX Large Oval Hip Pad Cover

## Adductor Pad Covers

4379-XX Small Adductor Pad, Cover  
4383-XX Large Adductor Pad, Cover

## Abduction Wedge Covers

1432-XX Small Abduction Wedge, Cover  
1442-XX Large Abduction Wedge, Cover

Custom Part Request Form

## Can Metalcraft's Custom Shop Make This?

## Instructions

1. Copy this page.
2. Answer questions.
3. Sketch your request in the box below. (*Please include dimensions*)
4. Fax to Metalcraft for a quote.

Date of Request \_\_\_\_\_

Company Name \_\_\_\_\_

Your Name \_\_\_\_\_ Phone Number \_\_\_\_\_

Address \_\_\_\_\_

Purpose of Part \_\_\_\_\_

[illegible]

(Office Use Only) Quote # \_\_\_\_\_

# METALCRAFT INDUSTRIES, INC.

399 N. Burr Oak · Oregon, WI 53575

(608) 835-3232 • FAX: (608) 835-9180

**DISCOUNTS:** Metalcraft offers dealers a primary discount off retail plus an additional terms discount.

Dealer Cost = (Retail Price - Primary Discount) - Terms Discount

If you are not aware of your Terms Discount, please call customer service. 1-888-399-3232

**PAYMENT TERMS:** NET: 30 days. Accounts past due will be charged 1-1/2% per month on past due balance. Shipments may be subject to C.O.D. on past due accounts.

**TAXES:** Wisconsin residents must pay sales tax unless Exemptions Certificate is in our files.

**SHIPPING POLICY:** Metalcraft Industries, Inc. will ship all packages ground via small package carrier unless otherwise instructed. A shipping and handling fee will be charged.

**CREDIT POLICY:** All credit must be approved prior to shipment.  
(Credit Application Enclosed)

**RETURN POLICY:** No returns will be accepted after 30 days.

No items will be accepted for return unless accompanied by a Return Goods Authorization Number (RGA#).

All items returned must be in resalable condition and may be subject to a restocking fee.

Metalcraft Industries, Inc. guarantees that all items will be free of defect in material and workmanship or your money back.

**Metalcraft Industries, Inc. shall not be responsible or liable  
for the application of these products.**



# METALCRAFT INDUSTRIES, INC.

399 North Burr Oak · Oregon, WI 53575 · (608) 835-3232 · Fax: (608) 835-9180

## CREDIT APPLICATION

Date \_\_\_\_\_

Name of firm/facility \_\_\_\_\_

Type of Business ☐ DME Dealer ☐ Rehab Facility ☐ Mfg/Rehab Seating ☐ Private ☐ Other \_\_\_\_\_

Shipping Address \_\_\_\_\_ Phone (     ) \_\_\_\_\_ Fax (     ) \_\_\_\_\_

City \_\_\_\_\_ State \_\_\_\_\_ Zip \_\_\_\_\_

Billing Address \_\_\_\_\_ Phone (     ) \_\_\_\_\_ Fax (     ) \_\_\_\_\_

City \_\_\_\_\_ State \_\_\_\_\_ Zip \_\_\_\_\_

Purchasing Agent \_\_\_\_\_

Rehab Seating Specialist \_\_\_\_\_

A/P Contact \_\_\_\_\_

Type of Ownership ☐ Individual ☐ Partnership ☐ Corporation ☐ Government ☐ Other \_\_\_\_\_

Principal Owners \_\_\_\_\_

State Incorporated In \_\_\_\_\_ Year Incorporated \_\_\_\_\_ Year Established \_\_\_\_\_

### BANKS

1. Name \_\_\_\_\_ 2. Name \_\_\_\_\_

Address \_\_\_\_\_ Address \_\_\_\_\_

City \_\_\_\_\_ State \_\_\_\_\_ Zip \_\_\_\_\_ City \_\_\_\_\_ State \_\_\_\_\_ Zip \_\_\_\_\_

Phone (     ) \_\_\_\_\_ Phone (     ) \_\_\_\_\_

Fax (     ) \_\_\_\_\_ Fax (     ) \_\_\_\_\_

Checking Account # \_\_\_\_\_ Checking Account # \_\_\_\_\_

Contact Person \_\_\_\_\_ Contact Person \_\_\_\_\_

### BUSINESS REFERENCE WHERE CREDIT NOW EXTENDED (3 REQUIRED)

1. Name \_\_\_\_\_ 2. Name \_\_\_\_\_

Address \_\_\_\_\_ Address \_\_\_\_\_

City \_\_\_\_\_ State \_\_\_\_\_ Zip \_\_\_\_\_ City \_\_\_\_\_ State \_\_\_\_\_ Zip \_\_\_\_\_

Phone (     ) \_\_\_\_\_ Phone (     ) \_\_\_\_\_

Fax (     ) \_\_\_\_\_ Fax (     ) \_\_\_\_\_

Account # \_\_\_\_\_ Account # \_\_\_\_\_

3. Name \_\_\_\_\_ 4. Name \_\_\_\_\_

Address \_\_\_\_\_ Address \_\_\_\_\_

City \_\_\_\_\_ State \_\_\_\_\_ Zip \_\_\_\_\_ City \_\_\_\_\_ State \_\_\_\_\_ Zip \_\_\_\_\_

Phone (     ) \_\_\_\_\_ Phone (     ) \_\_\_\_\_

Fax (     ) \_\_\_\_\_ Fax (     ) \_\_\_\_\_

Account # \_\_\_\_\_ Account # \_\_\_\_\_

The undersigned give this information for the purpose of obtaining credit, and certify that it is true and complete and authorizes you to verify it, obtain information concerning our credit standing and to furnish the same to others.

Applicant's Signature \_\_\_\_\_ Date \_\_\_\_\_

# Product Catalog C121

**“Since 1984”**



**METALCRAFT INDUSTRIES, INC.**

P.O. Box 75 • 399 North Burr Oak • Oregon, WI 53575 • Telephone: (888) 399-3232 • FAX: (608) 835-9180

Website: [www.Metalcraft-Industries.com](http://www.Metalcraft-Industries.com) • Email: [Customer-Service@Metalcraft-Industries.com](mailto:Customer-Service@Metalcraft-Industries.com)