



METALCRAFT INDUSTRIES, INC.

Ordering Custom Seating Information

- Client Evaluation Form1
- Custom Modular Seats2
- Custom Modular Backs3
- Custom Plywood & Foam Seats.....4
- Custom Plywood & Foam Backs5
- Positioning Devices6
- Ordering Information & Suggestions7

The Client Evaluation Form
Is For Your Convenience
No Need To Fax Us This Page

Basic Client Information

Additional Notes

Quick Reference For Metalcraft Products

Client Measurements

Client Evaluation Form

Client Name _____
 D.O.B. ____/____/____ Height _____ Weight _____
 Comments _____

Recommended Equipment

Wheelchair

SEATING

- AS4000 (Basic Modular Seat)
- AS5000 (Contoured Modular Seat)
- MR4000 (Contoured Modular Back)
- FP5500 (Foam-In-Place Seating System)
- PF6100 (Custom Plywood & Foam Seat)
- PF6200 (Custom Plywood & Foam Back)
- CB2000 (Contoured Back)
- PR1800 or PR1900 (Pressure Relief Cushion)
- SS1000 or SS1100 Lite (Solid Seat)

HEADREST

- Contoured Headrest
- P.L.O.S.I.L. (Posterior Lateral Occipital Support Headrest)
- P.L.S.H. (Posterior Lateral Support Headrest)
- H.A.W.C. (Head-Support Adjustable Wing Collar)
- Occipital Ring
- Swingaway Mounting
- Multi-Axis Hardware

ANTERIOR TRUNK SUPPORT

- Right (Occipital Ring)
- Swingaway Mounting
- Multi-Axis Hardware
- Vest
- Vest w/Padded Shoulder Straps
- Backpack Straps

LATERAL THORACIC SUPPORT

- Slideaway Mounting
- Swingaway Mounting

PELVIS

- Subsisle Bar
- Sissal Ball

HIP/LATERAL THIGH

- Oval Hip Pads
- Straight Hip Pads
- Adductor Pads

ABDUCTOR/MEDIAL THIGH

- Wedge Pad
- Contoured Pads
- Swingaway Mounting
- Adjustable Width

NOTES _____

METALCRAFT INDUSTRIES, INC. • (608) 835-3232 • fax: (608) 835-9180 • email: Customer-Service@Metalcraft-Industries.com

This form can be found on the inside of the catalog front cover

Arrows On Order Forms Indicate Items That Must Be Filled Out To Complete Your Order.

MODULAR SEAT ORDER FORM

Step 1 : Basic Information
Choose Seat Type & Size Then Fill Out Setup Information.
(Must Complete Arrowed Items)

AS4000 Basic Modular Seat

4100-12 12" AS4000 BASIC MODULAR SEAT

4100-14 14" AS4000 BASIC MODULAR SEAT

4100-16 16" AS4000 BASIC MODULAR SEAT

4100-18 18" AS4000 BASIC MODULAR SEAT

AS5000 Contoured Modular Seat

5100-12 12" AS5000 CONTOURED MODULAR SEAT

5100-14 14" AS5000 CONTOURED MODULAR SEAT

5100-16 16" AS5000 CONTOURED MODULAR SEAT

5100-18 18" AS5000 CONTOURED MODULAR SEAT

Choose Seat Model And Size

Fill In Clamp Size

Clamp Size _____"

Choose One Mount As System Mount As Seat Only

Choose How You Want The Seat Mounted

Seat Drop _____" or Seat Lift _____"

Fill In Seat Drop Or Lift

NOTE: Seat will come setup flush if Seat Drop or Seat Lift is not specified above.

NEOPRENE FABRIC CHOICES

Black Red Blue

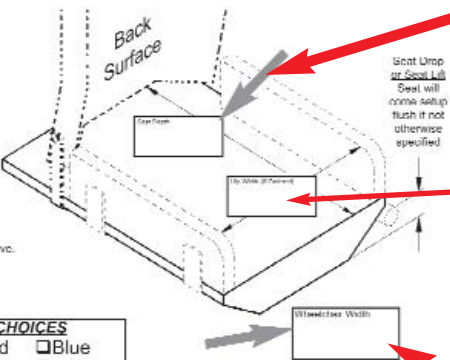
Pink Silver Maroon

VINYL FABRIC CHOICES

Black Red Blue

Pink Silver Maroon

Choose Fabric & Color



Fill-In Seat Depth Setting

Fill-In Only If Purchasing Hip/Thigh Positioning Pads With Seat


Fill-In Wheelchair Width

Step 2 : Seat Modification Options

Leg Length Discrepancy Modification.....X23000-02-00-U

Left Leg Discrepancy Modification

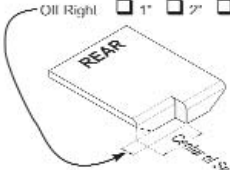
Off Left 1" 2" 3"



This Modification Is Only For AS5000 Seats

Right Leg Discrepancy Modification

Off Right 1" 2" 3"



This Modification Is Only For Complete AS5000 Modular Seating Systems

Use Only If Needed

Non-Standard Anti-Thrust Length. _____X23000-04-00-U

Standard Anti-Thrust Lengths: 0" 13" 15" 17" 19"

Use Only If Needed

Transit Option...Add a "T" to System Part #

Use Only If Needed

METALCRAFT INDUSTRIES, INC. • (888) 399-3232 • fax: (608) 835-9180 • email: Customer-Service@Metalcraft-Industries.com

MODULAR SEATING ORDER FORM

This form can be found on page 1-3 of the catalog

Arrows On Order Forms Indicate Items That Must Be Filled Out To Complete Your Order.

MODULAR BACK ORDER FORM

Step 1 : Basic Information
 Choose Back Size Then Fill Out Setup Information.
 (Must Complete Arrowed Items)

4200-12 12" MB4000 MODULAR BACK
 4200-14 14" MB4000 MODULAR BACK
 4200-16 16" MB4000 MODULAR BACK
 4200-18 18" MB4000 MODULAR BACK

Clamp Size _____" (Uprights/Push Canes)

Choose One Mount As System
 Mount As Back Only

Choose One Straight Back
 Bi-Angular Back

Choose One And Fill Out Dimension(s)
 Full Width In-Front _____"
 Drop-In Behind _____" In-Front _____"

NOTE: Back will come setup flush if Behind or In-Front not specified above.

NEOPRENE FABRIC CHOICES
 Black Red Blue
 Pink Silver Maroon

Step 2 : Back Modification Options

Custom Monogramming.....X21501-03-XX-U..... 10 Days
 Thread Color (Circle Choice) Silver Gold Black Red Blue Pink
 Print Style (Circle Choice) **Block** Script
 Cap's Choice (Circle Choice) **ALL CAPS** Only First Letter

Name to be monogrammed (Please write clearly)

 Please Use Black or Blue Ink (Red Ink Not Visible In Fax)

METALCRAFT INDUSTRIES, INC. • (888) 399-3232 • fax: (608) 835-9180 • email: Customer-Service@Metalcraft-Industries.com

MODULAR SEATING ORDER FORM

This form can be found on page 1-4 of the catalog

Arrows On Order Forms Indicate Items That Must Be Filled Out To Complete Your Order.

ORDER FORM
PF6000 CUSTOM PLYWOOD & FOAM SEAT #6100

Step 1 : Basic Information (Must Complete)

Things You Should Know Before Filling Out Form
 1. Mounting Hardware Will Be Adjustable Unless Noted Below.
 2. Clamps Are 1/8" to 1" Clamps Unless Noted Below.
 3. All Hardware Is Black Powder Coated Stainless Steel.
 4. All Covers have Zipper Access Unless Noted Below.

Fixed Hardware
 Clamp Size _____"
 No Zippered Cover

Choose One And Fill Out Dimension

Full Width Lift _____" (1/2" Min)
 Drop-In Drop _____" Lift _____"

VINYL FABRIC CHOICES
 Black Red Blue
 Pink Silver Maroon

NEOPRENE FABRIC CHOICES
 Black Red Blue
 Pink Silver Maroon

Step 2 : Foam Layers (Must Complete)
 For Foam Specifications See Page 4-3

Standard Foam, (2) 1" Layers Medium Poly (Skip To Step 3)

Choices

Layers	Poly Foam			Visco-Elastic Foam		
	Soft	Medium	Firm	Soft	Medium	Firm
Top						
Middle						
Bottom						
Part Number	8001	8002	8003	8004	8005	8006
				8011	8012	8013
				8014	8015	8016

For Foam Specifications See Catalog Page 4-3

Step 3 : Foam Shape Modifications (Foam Only Dimensions)

Anti-Thrust Seat Mod Part # 6106
 A _____
 B _____
 D _____

Seat W/Wedge Mod Part # 6105
 A _____
 B _____

Contoured Seat Mod Part # 6107
 A _____
 B _____
 C _____
 D _____
 E _____

Step 4 : Plywood Shape Modifications

Seat W/Notches Mod Part # 6101
 B _____
 2" _____

I-Seat Mod Part # 6102
 A _____ (3" Minimum)
 B _____ (3" Minimum)
 2" _____ Both Sides

Left Leg Discrepancy Mod Part # 6103
 G _____ (1" Minimum)
 Centered

Right Leg Discrepancy Mod Part # 6104
 G _____ (1" Minimum)
 Centered

Fill-In Clamp Size

Choose Full-Width or Drop-In Seat

Choose Fabric & Color

Fill-In Only If Purchasing Hip/Lateral Thigh Positioning Pads

Fill-In Wheelchair Width

Fill-In Seat Depth

Fill-In Seat Length

Step 3: Foam Shape Modifications Only Fill In The Dimensions For Modifications Needed In This Area

Step 4: Plywood Shape Modifications Only Fill In The Dimensions For Modifications Needed In This Area

Choose Foam Layers

Notes On Ordering Foam

- Just the Standard Foam
Check The Standard Foam Box
- The standard foam plus some additional foam.
 - Check The Standard Foam Box
 - Put An "X" In The Appropriate Box(s)
For Type & Thickness Of Additional Foam
- Completely customize the layers of foam.
Put An "X" In The Appropriate Box(s) For Type & Thickness Of Foam.

This form can be found on page 3-4 of the catalog

Arrows On Order Forms Indicate Items That Must Be Filled Out To Complete Your Order.

Fill-In Clamp Size

Choose How You Want The Back Mounted

Choose Full-Width or Drop-In Back

Choose Fabric & Color

Fill-In Wheelchair Width

Fill-In Back Height

Only Fill In Dimensions If Purchasing Lateral Thoracic Pads With Back

Use Only If Needed

Step 3: Foam Shape Modifications
Only Fill In The Dimensions For Modifications Needed In This Area

Step 4: Plywood Shape Modifications
Only Fill In The Dimensions For Modifications Needed In This Area

ORDER FORM
PF6000 CUSTOM PLYWOOD & FOAM BACK #6200

Step 1 : Basic Information (Must Complete)

Things You Should Know Before Filling Out Form
 1. Mounting Hardware Will Be Adjustable Unless Noted Below.
 2. Clamps Are 7/8" to 1" Clamps Unless Noted Below.
 3. All Hardware Is Black Powder Coated Stainless Steel.
 4. All Covers have Zipper Access Unless Noted Below.

Fixed Hardware
 Clamp Size _____"
 No Zipper Cover

Choose One Mount As System
 Mount As Back Only

Choose One Full Width In-Front _____" (1/2" Min)
 Drop-In Behind _____" In-Front _____"

VINYL FABRIC CHOICES
 Black Red Blue
 Pink Silver Maroon

NEOPRENE FABRIC CHOICES
 Black Red Blue
 Pink Silver Maroon

Step 2 : Foam Layers (Must Complete)

For Foam Specifications See Page 4-3

Standard Foam, 1" Medium Poly Foam (Skip To Step 3)

Choices Poly Foam Visco-Elastic Foam

Layers	Poly Foam			Visco-Elastic Foam		
	Soft	Medium	Firm	Soft	Medium	Firm
Top	1/2"	1"	1 1/2"	1/2"	1"	1 1/2"
Middle						
Bottom						
Part Number	6001	6002	6003	6004	6005	6006
	6011	6012	6013	6014	6015	6016

For Foam Specifications See Catalog Page 4-3

Important Note
If Ordering From The Foam Modifications Below, Please Be Aware That Dimension "A" Must Equal The Sum Of The Layers Chosen In These Boxes.

Step 3: Foam Shape Modifications (Foam Only Dimensions - If Ordering)

Contoured Back Mod Part # 6202

Contoured Shape Is Fabricated From Closed Cell Foam Which Is Covered By The Layers Of Foam You Choose (See Choices Above)

A _____
 B _____
 C _____
 D _____

Step 5: Custom Monogramming

X21501-03-XX-U.....Add 10 Days

Thread Color (Circle Choice) Silver, Gold, Black, Red, Blue, Pink

Print Style (Circle Choice) **Block Script**

Caps Choice (Circle Choice) **ALL CAPS** Only First Letter

Name to be monogrammed (Please write clearly)

Please Use Black or Blue Ink (Red Ink Not Visible In Fax)

Step 4: Plywood Shape Modifications

I-Back Mod Part # 6201

A (2" Minimum)
 B (3" Minimum)
 C (2" Minimum)

Adjustable Bi-Angular Back Mod Part # 6203

G (4" Minimum)
 Adjustable 0°-30°

Scapular Relief Mod Part # 6204

A (2" Minimum)
 B (4" Minimum)

T-Back Mod Part # 6205

A (2" Minimum)
 B (1/2" Minimum)

METALCRAFT INDUSTRIES, INC. • (888) 399-3232 • fax: (608) 835-9180 • email: Customer-Service@Metalcraft-Industries.com

PF6000 PLYWOOD & FOAM SEATING

Choose Foam Layers

Notes On Ordering Foam

- Just the Standard Foam
Check The Standard Foam Box
- The standard foam plus some additional foam.
 1. Check The Standard Foam Box
 2. Put An "X" In The Appropriate Box(s)
 For Type & Thickness Of Additional Foam
- Completely customize the layers of foam.
Put An "X" In The Appropriate Box(s) For Type & Thickness Of Foam.

This form can be found on page 3-5 of the catalog

ORDERING POSITIONING DEVICES

POSITIONING DEVICES FOR MODULAR SEATING

Head Positioning
Occipital/Adjustable Kila (OAR)
 U 2547 Small Occipital/Adjustable OAR w/High Hole (250/17)
 U 2511 Large Occipital/Adjustable OAR w/High Hole (250/17/17)
 U 2442 X-Large Occipital/Adjustable OAR w/High Hole (250/17/17)

Posterior Lateral Occipital Support Neckrest Kila (PLOS)
 U 2430 10" FL3M w/High Hole
 U 2430 40" 10" FL3M w/High Hole
 U 2430 40" 18" FL3M w/High Hole

Posterior Lateral Occipital Support Neckrest Kila (PLOS)
 U 2511 10" FL3M w/High Hole
 U 2512 10" FL3M w/High Hole
 U 2513 18" FL3M w/High Hole

Overhead Ring/Rigid Anterior Trunk Support Kila (OCR)
 U 2529 Small Child Occipital Ring OCR w/High Hole
 U 2521 Large Child Occipital Ring OCR w/High Hole
 U 2520 Small Adult Occipital Ring OCR w/High Hole
 U 2522 Large Adult Occipital Ring OCR w/High Hole
 U 2581 Adult On Kila Small Child Occipital Ring OCR w/High Hole
 U 2582 Adult On Kila Large Adult Occipital Ring OCR w/High Hole
 U 2583 Adult On Kila Large Adult Occipital Ring OCR w/High Hole

Head-Neck Adjustable Wing Collar Kila (MARC)
 U 2441 Small MARC w/High Hole
 U 2442 Medium MARC w/High Hole
 U 2443 Large MARC w/High Hole
 U 2444 X-Large MARC w/High Hole
 U 2471 Adult On Kila Small MARC w/High Hole
 U 2472 Adult On Kila Large MARC w/High Hole
 U 2473 Adult On Kila X-Large MARC w/High Hole
 U 2474 Adult On Kila X-Large MARC w/High Hole
 U 2475 Adult On Kila X-Large MARC w/High Hole
 U 1628 10" Small Chin Rest
 U 1628 20" Small Chin Rest
 U 1628 30" Small Chin Rest (See Catalog Page 14 For Chin Rest Information)

Eye/Goggles (Optional)
 U 9991 U. S. Goggles Bracket, Mounting Upgrade
 U 9992 Multi-Axis Mount Positioning Pad Mount Upgrade
 U 9993 Multi-Axis Mount Positioning Pad Mount Upgrade
 U 9994 Multi-Axis Mount Positioning Pad Mount Upgrade
 U 9995 Multi-Axis Mount Positioning Pad Mount Upgrade

Anterior Trunk Positioning
Occipital Ring/Rigid Anterior Trunk Support Kila (OCR)
 U 2529 Small Child Occipital Ring OCR w/High Hole
 U 2521 Large Child Occipital Ring OCR w/High Hole
 U 2520 Small Adult Occipital Ring OCR w/High Hole
 U 2522 Large Adult Occipital Ring OCR w/High Hole

Anterior Trunk Support Kila
 U 2529 Small Vest
 U 2521 Medium Vest
 U 2522 Large Vest
 U 2523 Small Vest, w/Shoulder Straps
 U 2524 Medium Vest, w/Shoulder Straps
 U 2525 Large Vest, w/Shoulder Straps
 U 2526 X-Large Vest, w/Shoulder Straps
 U 2527 X-Large Vest, w/Shoulder Straps
 U 2528 X-Large Vest, w/Shoulder Straps
 U 2529 X-Large Vest, w/Shoulder Straps
 U 2530 X-Large Vest, w/Shoulder Straps
 U 2531 X-Large Vest, w/Shoulder Straps

METALCRAFT INDUSTRIES, INC. • (888) 399-3232 • fax: (608) 835-9180 • email: Customer-Service@Metalcraft-Industries.com

MODULAR SEATING ORDER FORM

Reference Photos
Of Items For Your
Convenience

POSITIONING DEVICES FOR MODULAR SEATING

Lateral Thoracic Positioning (LTP)
Release Thoracic Pad Kila
 U 2529 Small Release Thoracic Pad Kila (27" X 15")
 U 2511 Medium Release Thoracic Pad Kila (27" X 15")
 U 2512 Large Release Thoracic Pad Kila (27" X 15")
 U 2528 X-Large Release Thoracic Pad Kila (27" X 15")

LT-Up Support Thoracic Pad Kila
 U 2529 Small LT-Up Support Thoracic Pad Kila (27" X 15")
 U 2511 Medium LT-Up Support Thoracic Pad Kila (27" X 15")
 U 2512 Large LT-Up Support Thoracic Pad Kila (27" X 15")
 U 2528 X-Large LT-Up Support Thoracic Pad Kila (27" X 15")

Button Release Thoracic Pad Kila
 U 2529 Small Button Release Thoracic Pad Kila (27" X 15")
 U 2511 Medium Button Release Thoracic Pad Kila (27" X 15")
 U 2512 Large Button Release Thoracic Pad Kila (27" X 15")
 U 2528 X-Large Button Release Thoracic Pad Kila (27" X 15")

Options (Optional)
 U 9992 1 U. Extra Soft Pads, Single Upgrade
 U 9992 2 U. Extra Soft Pads, Full Upgrade

Pelvic Positioning
Supports the Feet
 U 2529 Small Support Feet (18" X 15")
 U 2511 Medium Support Feet (18" X 15")
 U 2512 Large Support Feet (18" X 15")

Options (Optional)
 U 2529 Small Support Feet (18" X 15")
 U 2511 Medium Support Feet (18" X 15")
 U 2512 Large Support Feet (18" X 15")

Lap Rests
 U 2529 1" Seat Bolt, Plastic Buckle
 U 2511 2" Seat Bolt, Push Button, Metal Buckle

METALCRAFT INDUSTRIES, INC. • (888) 399-3232 • fax: (608) 835-9180 • email: Customer-Service@Metalcraft-Industries.com

MODULAR SEATING ORDER FORM

Sectioned Off By
Positioning For
Easier Reference

These forms can
be found on page
1-5 thru 1-7
of the catalog

Note Additional
Options That Are
Available For
Some Devices

POSITIONING DEVICES FOR MODULAR SEATING

Hip/Lateral Thigh Positioning
Support Hip Pad Kila
 U 2544 Small Support Hip Pad Kila (18" X 12")
 U 2511 Medium Support Hip Pad Kila (18" X 12")
 U 2512 Large Support Hip Pad Kila (18" X 12")
 U 2528 X-Large Support Hip Pad Kila (18" X 12")

Over Hip Pad Kila
 U 2544 Small Over Hip Pad Kila (18" X 12")
 U 2511 Medium Over Hip Pad Kila (18" X 12")
 U 2512 Large Over Hip Pad Kila (18" X 12")
 U 2528 X-Large Over Hip Pad Kila (18" X 12")

Abductor Pad Kila
 U 2544 Small Abductor Pad Kila (18" X 12")
 U 2511 Medium Abductor Pad Kila (18" X 12")
 U 2512 Large Abductor Pad Kila (18" X 12")
 U 2528 X-Large Abductor Pad Kila (18" X 12")

Options (Optional)
 U 9992 1 U. Extra Soft Pads, Single Upgrade
 U 9992 2 U. Extra Soft Pads, Full Upgrade

Abduction Positioning
Release Thoracic Pad Kila
 U 2529 Small Release Thoracic Pad Kila (27" X 15")
 U 2511 Medium Release Thoracic Pad Kila (27" X 15")
 U 2512 Large Release Thoracic Pad Kila (27" X 15")
 U 2528 X-Large Release Thoracic Pad Kila (27" X 15")

Options (Optional)
 U 9992 1 U. Extra Soft Pads, Single Upgrade
 U 9992 2 U. Extra Soft Pads, Full Upgrade

METALCRAFT INDUSTRIES, INC. • (888) 399-3232 • fax: (608) 835-9180 • email: Customer-Service@Metalcraft-Industries.com

MODULAR SEATING ORDER FORM

Please use the new simplified order forms found in this catalog. If you would like us to mail you some order forms, just give us a call. You can also download the order forms, to print at your leisure, from our website

www.Metalcraft-Industries.com

Choose downloads from top menu bar.



Pay close attention to items on order forms that are identified with large bold arrows. These items must be filled out to ship your order without additional phone calls.



To speed up the ordering process and increase the accuracy of your order, we encourage you to complete the order forms and fax them to us. Write notes neatly on your order forms as needed. NOTE: **Red ink** does not fax well.



If faxing your order is not possible, please complete the order form before calling in your order. If you have questions, we are available at:

Toll Free Phone Number

[1-888-399-3232](tel:1-888-399-3232)

or

email us at:

Customer-Service@Metalcraft-Industries.com

Our regular business hours Monday-Thursday 7:00-4:30 and Fridays 7:00-3:30.



If there is something special you would like for your client that is not found in the catalog, please make a sketch and fax it to us for a quote. Our professional customer service staff is committed to providing you with the solutions you need for your seating challenges.